

*Changes since the last edition*

**Bus 588**

New route introduced between  
Lowton, Scott Road and Leigh.

**Bus 589**

Additional journey introduced at  
1728 from Leigh.

**BusTimes** 

**588 589 590**

**591 592**



Easy access  
on some buses

*Timetable and route plan  
for buses serving*

**Crankwood  
Plank Lane  
Lowton  
Pennington  
Leigh**

**GREATER MANCHESTER**

Greater Manchester public transport information

**0161-228 7811**

*Service provided by GMPTE and System One Travel*

7am - 8pm Mon to Fri, 8am - 8pm Sat & Sun and Bank Holidays

**NATIONAL**



**traveline**

public transport info

**0870 608 2 608**

Hours vary subject to region



Textphone users should ring: **0870 241 2216**

**See inside for further information**

*GMPTE is funded by*

*Greater Manchester Passenger Transport Authority*



9 Portland Street  
Piccadilly Gardens  
Manchester  
M60 1HX

Telephone 0161-242 6000  
Facsimile 0161-228 3291



**GMPTE**

*Buses run by*  
**Jim Stones Coaches**

*Starting from*  
**25 March 2002**

# Further information

## Information services

- For public transport enquiries in Greater Manchester, ring: **0161-228 7811**



Textphone users may also use this number

- For national public transport enquiries, ring: **0870 608 2 608**



Textphone users should ring: **0870 241 2216** national call rate

Telephone lines open from 8am to 8pm daily.  
Provided by GMPTE and System One Travel.

- To request information in large print, Braille or on tape, ring 0161-228 7811**

- To ask for timetables to be sent to you **0161-242 6040** 24 hour answerphone
- Find a summary of service changes on our Teletext page, updated weekly.



**TELETEXT**

On ITV p164

Also available as a leaflet from Travelshops.

- Visit our Web Site  
<http://www.gmppte.com>

## Using this timetable

Timetable pages show the direction that buses travel, the bus number and the days of the week that the journeys run.

Main places along the route are shown on the left, followed by the times that buses reach those places.

Where no time is shown, the bus does not pass that place on that journey.

Check any symbols which are shown and the meanings at the bottom of the page.

Timetables use the 24 hour clock.

A route plan is also included in this leaflet.



## Travelshop

**Tickets and information for bus, train and tram.**

Come and talk to us about our services to help you plan your journeys for work and pleasure.



**Opening times of Travelshops**  
in the area covered by this leaflet

### Leigh Bus Station

Mon 1030 to 1315 and 1400 to 1800  
Tue to Thur 0830 to 1315 and 1400 to 1600  
Fri 0730 to 1115 and 1200 to 1500  
Sat 0830 to 1315 and 1400 to 1600  
Sun\* Closed

\*Including public holidays







## Using the 24 hour clock

Times are shown as a four figure number. The first two are the hour and the last two are the minutes. Use this converter to find the am and pm times:

| 24 hour    | 12 hour | 24 hour    | 12 hour |
|------------|---------|------------|---------|
| 0000 . . . | 12 am   | 1200 . . . | 12 pm   |
| 0100 . . . | 1 am    | 1300 . . . | 1 pm    |
| 0200 . . . | 2 am    | 1400 . . . | 2 pm    |
| 0300 . . . | 3 am    | 1500 . . . | 3 pm    |
| 0400 . . . | 4 am    | 1600 . . . | 4 pm    |
| 0500 . . . | 5 am    | 1700 . . . | 5 pm    |
| 0600 . . . | 6 am    | 1800 . . . | 6 pm    |
| 0700 . . . | 7 am    | 1900 . . . | 7 pm    |
| 0800 . . . | 8 am    | 2000 . . . | 8 pm    |
| 0900 . . . | 9 am    | 2100 . . . | 9 pm    |

Examples: 0813 is 13 minutes past 8 am  
1737 is 37 minutes past 5 pm.


Mondays to Saturdays

|  |  |  |  |  |
|--|---|---|---|---|
|  | NS  |   |   |   |
| Leigh, Bus Station  | 0746  | 0846  | and   | 1646  |
| Plank Lane/Common Lane   | 0754  | 0854  | every   | 1654  |
| Lowton, Scott Road   | 0757  | 0857  | hour  | 1657  |
| Plank Lane/Common Lane   | 0803  | 0903  | until   | 1703  |
| Leigh, Bus Station  | 0811  | 0911  |   | 1711  |

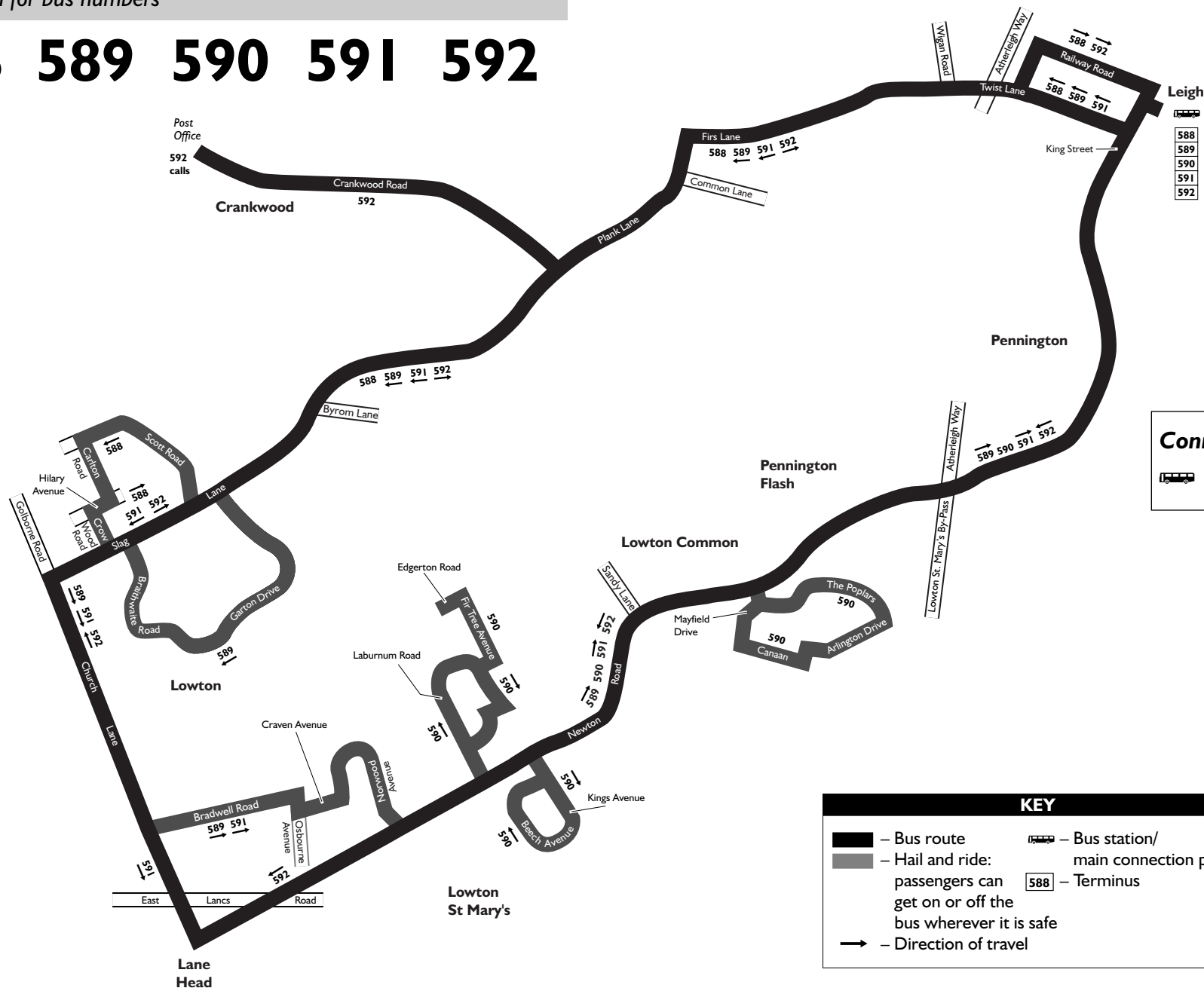
Bus 588 does not run on Sundays or Public Holidays.

NS – Not Saturdays.

Connection point:  – Bus

 – The bus used on this journey is of a new design. It has a low floor and no steps at the entrance, which makes getting on and off easier. Pushchairs and wheelchairs can be rolled straight on and do not need to be folded up once inside the bus.

# 588 589 590 591 592



## Connection point

**Bus:** Leigh bus station

## KEY














- Bus route
- Hail and ride: passengers can get on or off the bus wherever it is safe
- Bus station/ main connection point
- Terminus
- Direction of travel

# Leigh — Plank Lane — Garton Drive — Lowton Circular

## Leigh — Plank Lane — Lowton Circular

**589**  
**591**

### Mondays to Saturdays

| Bus number   |  591X |  591 |  589 |  589 |  589 |  589 |  589 |  589 |  589 |  589 |  589 |
|--|--|---|---|---|---|---|---|---|--|---|---|
|  | ⊕  | NS  |   |   |   |   |   |   |  | SSH   |   |
| Leigh, Bus Station  | ▲  | 0748  | 0928  | 1028  | 1128  | 1228  | 1328  | 1428  | 1528   | 1628  | 1728  |
| Plank Lane/Common Lane   | 0754   | 0756  | 0936  | 1036  | 1136  | 1236  | 1336  | 1436  | 1536   | 1636  | 1736  |
| Garton Drive   |  |   | 0940  | 1040  | 1140  | 1240  | 1340  | 1440  | 1540   | 1640  | 1740  |
| Lowton, St Luke's  | ■  | 0801  | 0945  | 1045  | 1145  | 1245  | 1345  | 1445  | 1545   | 1645  | 1745  |
| Lowton, Bradwell Road  |  | 0805  | 0947  | 1047  | 1147  | 1247  | 1347  | 1447  | 1547   | 1647  | 1747  |
| Leigh, Bus Station  | 0810   | 0816  | 0959  | 1059  | 1159  | 1259  | 1359  | 1459  | 1559   | 1659  | 1759  |

### Buses 589 and 591 do not run on Sundays or Public Holidays.

Buses 589 and 591 are run by Jim Stones Coaches with the financial support of Greater Manchester Passenger Transport Authority.

▲ – Starts from Firs Lane, The Sportsman at 0750.


■ – Runs via Byrom Lane and Sandy Lane.

⊕ – Schooldays only.

SSH – Saturdays and school holidays only.













NS – Not Saturdays.

**Connection point:**  – Bus

 – The bus used on this journey is of a new design. It has a low floor and no steps at the entrance, which makes getting on and off easier. Pushchairs and wheelchairs can be rolled straight on and do not need to be folded up once inside the bus.

*Continues after route plan*

## Mondays to Saturdays

|   |  |  |  |  |  |  |  |  |  |  |
|---|---|---|---|---|---|---|---|---|---|--|
|   | NS  |   |   |   |   |   |   | SSH   |   | NS   |
| <b>Leigh, Bus Station</b>  | 0749  | 0857  | 0957  | 1057  | 1157  | 1257  | 1357  | 1457  | 1557  | 1657   |
| The Poplars   |   |   | 1003  | 1103  | 1203  | 1303  | 1403  | 1503  | 1603  | 1703   |
| Lowton, King's Avenue   | 0800  | 0908  | 1008  | 1108  | 1208  | 1308  | 1408  | 1508  | 1608  | 1708   |
| Lowton, Edgerton Road   | 0807  | 0915  | 1015  | 1115  | 1215  | 1315  | 1415  | 1515  | 1615  | 1715   |
| The Poplars   | 0813  | 0921  | 1021  | 1121  | 1221  | 1321  | 1421  | 1521  | 1621  | 1721   |
| <b>Leigh, Bus Station</b>  | 0820  | 0928  | 1028  | 1128  | 1228  | 1328  | 1428  | 1528  | 1628  | 1728   |


**Bus 590 does not run on Sundays or Public Holidays.**

Bus 590 is run by Jim Stones Coaches with the financial support of Greater Manchester Passenger Transport Authority.

SSH – Saturdays and school holidays only.

NS – Not Saturdays.

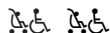
**Connection point:**  – Bus



 – The bus used on this journey is of a new design. It has a low floor and no steps at the entrance, which makes getting on and off easier. Pushchairs and wheelchairs can be rolled straight on and do not need to be folded up once inside the bus.

## Leigh — Lowton — Crankwood — Plank Lane Circular

592

### Mondays to Fridays




|  |      |      |
|--|------|------|
| Leigh, Bus Station  | 0804 |      |
| Lowton, Lane Head  | 0818 | 0822 |
| Lowton, St Luke's  |      | 0826 |
| Crankwood, Post Office   |      | 0832 |
| Plank Lane/Common Lane   |      | 0835 |
| Leigh, Bus Station  |      | 0844 |

**Bus 592 does not run on Saturdays or Sundays.**

Bus 592 is run by Jim Stones Coaches with the financial support of Greater Manchester Passenger Transport Authority.

**Connection point:**  – Bus

 – The bus used on this journey is of a new design. It has a low floor and no steps at the entrance, which makes getting on and off easier. Pushchairs and wheelchairs can be rolled straight on and do not need to be folded up once inside the bus.

### The buses in this timetable are run by:

#### Jim Stones Coaches

The Jays

Light Oaks Lane

Glazebury

Cheshire

WA3 5LH

Telephone 01925 766465