

Changes since the last edition




Bus 589

The 1528 journey from Leigh will also run on schooldays.

BusTimes

588 589 590

591 592

   Easy access
on some buses

*Timetable and route plan
for buses serving*

**Crankwood
Plank Lane
Lowton
Pennington
Leigh**

 traveline public transport info 0870 608 2 608	7am – 8pm Mondays to Fridays 8am – 8pm Saturdays & Sundays and Public Holidays
 local • national	
 textphone users ring 0870 241 2216	

Buses run by
Jim Stones Coaches

See inside for further information

*GMPTE is funded by
Greater Manchester Passenger Transport Authority*



9 Portland Street
Piccadilly Gardens
Manchester
M60 1HX
Telephone 0161-242 6000
Facsimile 0161-228 3291



GMPTE

Starting from
25 April 2005

Further information

Information services



 Textphone users should ring:
0870 241 2216 national call rate

Lines open: **Mon to Fri 7am to 8pm**
Sat & Sun 8am to 8pm

Provided by *GMPTe and System One Travel*.

- **To request information in large print, Braille or on tape, ring 0870 608 2 608**

- To ask for timetables to be sent to you
0161-242 6040 24 hour answerphone

- Find a summary of service changes on our Teletext page, updated weekly.



On ITV p164

Also available as a
leaflet from
Travelshops.

- Visit our Web Site
<http://www.gmpte.com>

Using this timetable

Timetable pages show the direction that buses travel, the bus number and the days of the week that the journeys run.

Main places along the route are shown on the left, followed by the times that buses reach those places.

Where no time is shown, the bus does not pass that place on that journey.

Check any symbols which are shown and the meanings at the bottom of the page.

Timetables use the 24 hour clock.

A route plan is also included in this leaflet.



Travelshop

**Tickets and information
for bus, train and tram.**

Come and talk to us about our services
to help you plan your journeys
for work and pleasure.



Opening times of Travelshops
in the area covered by this leaflet

Leigh Bus Station

Mon 1030 to 1315 and 1400 to 1800
Tue to Thur 0830 to 1315 and 1400 to 1600
Fri 0730 to 1115 and 1200 to 1500
Sat 0830 to 1315 and 1400 to 1600
Sun* Closed

*Including public holidays

Using the 24 hour clock







Times are shown as a four figure number.
The first two are the hour and the last two
are the minutes. Use this converter to find
the am and pm times:

24 hour	12 hour	24 hour	12 hour
0000 ...	12 am	1200 ...	12 pm
0100 ...	1 am	1300 ...	1 pm
0200 ...	2 am	1400 ...	2 pm
0300 ...	3 am	1500 ...	3 pm
0400 ...	4 am	1600 ...	4 pm
0500 ...	5 am	1700 ...	5 pm
0600 ...	6 am	1800 ...	6 pm
0700 ...	7 am	1900 ...	7 pm
0800 ...	8 am	2000 ...	8 pm

Examples: 0813 is 13 minutes past 8 am

1737 is 37 minutes past 5 pm.


Mondays to Saturdays

				
	NS			
Leigh , Bus Station 	0746	0846	and	1646
Plank Lane/Common Lane	0754	0854	every	1654
Lowton , Scott Road	0757	0857	hour	1657
Plank Lane/Common Lane	0803	0903	until	1703
Leigh , Bus Station 	0811	0911		1711

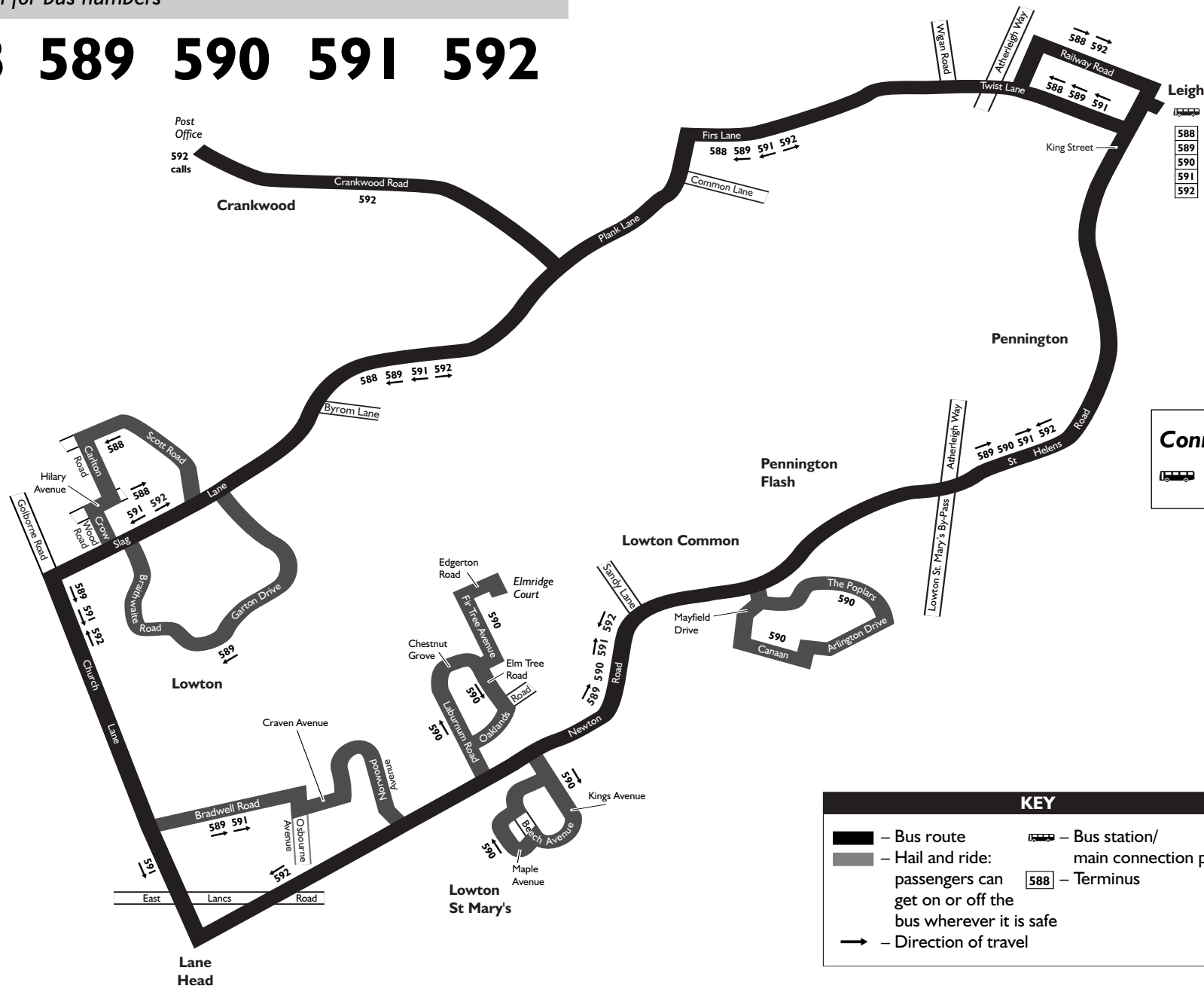
Bus 588 does not run on Sundays or Public Holidays.

NS – Not Saturdays.

Connection point:  – Bus

 – The bus used on this journey is of a new design. It has a low floor and no steps at the entrance, which makes getting on and off easier. Pushchairs and wheelchairs can be rolled straight on and do not need to be folded up once inside the bus.

588 589 590 591 592



Connection point

Bus: Leigh bus station

KEY














- Bus route
- Hail and ride: passengers can get on or off the bus wherever it is safe
- Bus station/ main connection point
- Terminus
- Direction of travel

Leigh — Plank Lane — Garton Drive — Lowton Circular

Leigh — Plank Lane — Lowton Circular

589
591

Monday to Saturdays

Bus number	 591X ⊕	 591 NS	 589	 589	 589	 589	 589	 589	 589	 589	 589
Leigh, Bus Station 	▲	0748	0928	1028	1128	1228	1328	1428	1528	1628	1728
Plank Lane/Common Lane	0754	0756	0936	1036	1136	1236	1336	1436	1536	1636	1736
Garton Drive			0940	1040	1140	1240	1340	1440	1540	1640	1740
Lowton, St Luke's	■	0801	0945	1045	1145	1245	1345	1445	1545	1645	1745
Lowton, Bradwell Road		0805	0947	1047	1147	1247	1347	1447	1547	1647	1747
Leigh, Bus Station 	0813	0816	0959	1059	1159	1259	1359	1459	1559	1659	1759

Buses 589 and 591 do not run on Sundays or Public Holidays.

Buses 589 and 591 are run by Jim Stones Coaches with the financial support of Greater Manchester Passenger Transport Authority.


▲ – Starts from Firs Lane, The Sportsman at 0750.

■ – Runs via Byrom Lane, Sandy Lane and Landside.













⊕ – Schooldays only.

NS – Not Saturdays.

Connection point:  – Bus

 – The bus used on this journey is of a new design. It has a low floor and no steps at the entrance, which makes getting on and off easier. Pushchairs and wheelchairs can be rolled straight on and do not need to be folded up once inside the bus.

Mondays to Saturdays

										
	NS							SSH		NS
Leigh, Bus Station 	0749	0857	0957	1057	1157	1257	1357	1457	1557	1657
The Poplars			1003	1103	1203	1303	1403	1503	1603	1703
Lowton, King's Avenue	0800	0908	1008	1108	1208	1308	1408	1508	1608	1708
Lowton, Edgerton Road	0807	0915	1015	1115	1215	1315	1415	1515	1615	1715
The Poplars	0813	0921	1021	1121	1221	1321	1421	1521	1621	1721
Leigh, Bus Station 	0820	0928	1028	1128	1228	1328	1428	1528	1628	1728


Bus 590 does not run on Sundays or Public Holidays.

Bus 590 is run by Jim Stones Coaches with the financial support of Greater Manchester Passenger Transport Authority.

SSH – Saturdays and school holidays only.

NS – Not Saturdays.





Connection point:  – Bus

 – The bus used on this journey is of a new design. It has a low floor and no steps at the entrance, which makes getting on and off easier. Pushchairs and wheelchairs can be rolled straight on and do not need to be folded up once inside the bus.

Leigh — Lowton — Crankwood — Plank Lane Circular


592


Mondays to Fridays

		
Leigh, Bus Station 	0804	
Lowton, Lane Head	0818	0822
Lowton, St Luke's		0826
Crankwood, Post Office		0832
Plank Lane/Common Lane		0835
Leigh, Bus Station 		0844

Bus 592 does not run on Saturdays or Sundays.

Bus 592 is run by Jim Stones Coaches with the financial support of Greater Manchester Passenger Transport Authority.

Connection point:  – Bus

 – The bus used on this journey is of a new design. It has a low floor and no steps at the entrance, which makes getting on and off easier. Pushchairs and wheelchairs can be rolled straight on and do not need to be folded up once inside the bus.

The buses in this timetable are run by:

Jim Stones Coaches

The Jays

Lighttoaks Lane

Glazebury

Cheshire

WA3 5LH

Telephone 01925 766465