

*Changes since the last edition*

## **Bus 511**

Renumbered 486 and rerouted to serve Ainsworth Turning Circle. Times changed and all journeys will be run by JPT.

# **BusTimes**



# **486 509 510**

*Timetable and route plan  
for buses serving*

**Bury  
Walshaw  
Ainsworth  
Withins  
Bolton  
Turks Road  
Radcliffe**

 <b>traveline</b> public transport info <b>0870 608 2 608</b>	<b>7am – 8pm</b> Mondays to Fridays  <b>8am – 8pm</b> Saturdays & Sundays and Public Holidays
 <b>local • national</b>	
 <b>textphone users ring 0870 241 2216</b>	

*Buses run by*  
**First Manchester  
JPT  
Rossendale Transport**

**See inside for further information**

*GMPTe is funded by  
Greater Manchester Passenger Transport Authority*



9 Portland Street  
Piccadilly Gardens  
Manchester  
M60 1HX  
Telephone 0161-242 6000  
Facsimile 0161-228 3291



**GMPTe**

*Starting from*  
**5 September 2005**

# Further information

## Information services



 Textphone users should ring:  
**0870 241 2216** national call rate

Lines open: **Mon to Fri 7am to 8pm**  
**Sat & Sun 8am to 8pm**

Provided by *GMPTe* and *System One Travel*.

- **To request information in large print, Braille or on tape, ring 0870 608 2 608**

- To ask for timetables to be sent to you  
**0161-242 6040** 24 hour answerphone

- Find a summary of service changes on our Teletext page, updated weekly.



On ITV p164

Also available as a  
leaflet from  
Travelshops.

- Visit our Web Site  
**<http://www.gmpte.com>**

## Using this timetable

Timetable pages show the direction that buses travel, the bus number and the days of the week that the journeys run.

Main places along the route are shown on the left, followed by the times that buses reach those places.

Where no time is shown, the bus does not pass that place on that journey.

Check any symbols which are shown and the meanings at the bottom of the page.

Timetables use the 24 hour clock.

A route plan is also included in this leaflet.



## Travelshop

**Tickets and information  
for bus, train and tram.**

Come and talk to us about our services  
to help you plan your journeys  
for work and pleasure.



**Opening times of Travelshops**  
in the area covered by this leaflet

**Bolton Bus Station and Bury Interchange**

Mon to Fri 0700 to 1730

Sat 0800 to 1730

Sun\* Closed

\*Including public holidays

## Using the 24 hour clock

Times are shown as a four figure number.  
The first two are the hour and the last two  
are the minutes. Use this converter to find  
the am and pm times:




24 hour	12 hour	24 hour	12 hour
0000 ...	12 am	1200 ...	12 pm
0100 ...	1 am	1300 ...	1 pm
0200 ...	2 am	1400 ...	2 pm
0300 ...	3 am	1500 ...	3 pm
0400 ...	4 am	1600 ...	4 pm
0500 ...	5 am	1700 ...	5 pm
0600 ...	6 am	1800 ...	6 pm
0700 ...	7 am	1900 ...	7 pm
0800 ...	8 am	2000 ...	8 pm
0900 ...	9 am	2100 ...	9 pm
1000 ...	10 am	2200 ...	10 pm




Examples: 0813 is 13 minutes past 8 am  
1737 is 37 minutes past 5 pm.

# Bury — Watling Street — Ainsworth — Turks Road — Radcliffe

486

## Mondays to Saturdays

	⊕							SSH		
<b>Bury</b> , Interchange  	0930	1030	1130	1230	1330	1430		1530	1630	1730
Watling Street Health Centre	0940	1040	1140	1240	1340	1440	▲	1540	1640	1740
Ainsworth, Harley Avenue	0943	1043	1143	1243	1343	1443		1535	1643	1743
Bradley Fold, Bradley Lane	0948	1048	1148	1248	1348	1448		1540	1648	1748
Turks Road/Coronation Road	0951	1051	1151	1251	1351	1451		1543	1651	1751
<b>Radcliffe</b> , Bus Station 	0957	1057	1157	1257	1357	1457		1549	1657	1757

	⊕							SSH		
<b>Radcliffe</b> , Bus Station 	0800	0900	1000	1100	1200	1300	1400	1500	1600	1700
Turks Road/Coronation Road	0806	0906	1006	1106	1206	1306	1406	1506	1606	1706
Bradley Fold, Bradley Lane	0809	0909	1009	1109	1209	1309	1409	1509	1609	1709
Ainsworth, Turning Circle	0815	0915	1015	1115	1215	1315	1415	1515	1615	1715
Watling Street Health Centre	▼	0918	1018	1118	1218	1318	1418	1518	1618	1718
<b>Bury</b> , Interchange  		0926	1026	1126	1226	1326	1426	1526	1626	1726

**Bus 486 does not run on Sundays or Public Holidays.**

**For evening, Sunday and Public Holiday buses between Turks Road and Radcliffe and Bury, please see bus leaflet 478.**



Bus 486 is run by JPT with the financial support of Greater Manchester Passenger Transport Authority.

⊕ – Schooldays only.

▲ – Starts from Tottington High School at 1525 running via Walshaw at 1530.

▼ – Continues to Tottington High School, arriving at 0827 running via Walshaw at 0823.




SSH – Saturdays and school holidays only.

**Connection points:**  – Bus  – Tram









*Continues after route plan*

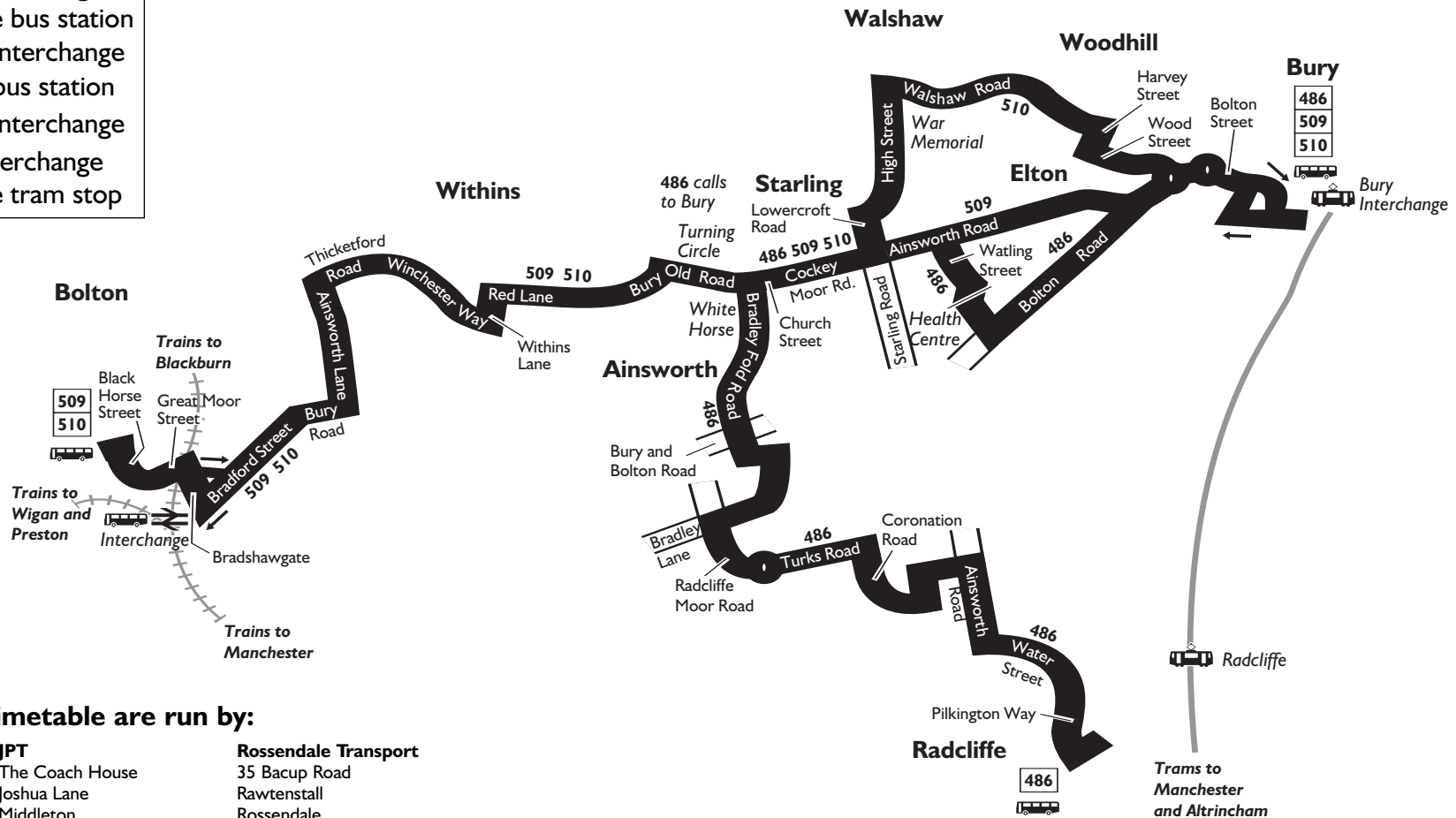
# 486 509 510

## Connection points

-  **Bus:** Bury Interchange  
Radcliffe bus station  
Bolton Interchange  
Bolton bus station
-  **Train:** Bolton Interchange
-  **Tram:** Bury Interchange  
Radcliffe tram stop

## KEY

- |  |   |
|--|---|
|  – Bus route              |  – Bus station/<br>main connection point |
|  – Train line             |  – Train station                         |
|  – Tram line              |  – Tram stop                             |
|  – Direction<br>of travel |  – Terminus                              |



## The buses in this timetable are run by:

### First Manchester

Wallshaw Street  
Oldham  
OLI 3TR  
Telephone 0161-627 2929

### JPT

The Coach House  
Joshua Lane  
Middleton  
Manchester  
M24 2AZ  
Telephone 0161-653 3404

### Rossendale Transport

35 Bacup Road  
Rawtenstall  
Rossendale  
BB4 7NG  
Telephone 01706 212337



Printed on paper made using pulp from fully sustainable, responsibly managed forestation, which is bleached without using elemental chlorine. It has been awarded the Nordic Swan certificate, complying with stringent controls of production processes, effluent discharge and environmental impact.





**!** Every care has been taken to ensure the accuracy of details in this publication; details were correct at time of going to print  
© GMPTE INFORMATION 2005.  
© LA08900L.





# Bury — Ainsworth — Bolton

## Bury — Walshaw — Ainsworth — Bolton



509  
510

### Monday to Saturdays


Bus number	510	510	510	510	510	510		510	510	509	510	510	510	510	510	510	510
	NS	NS	NS	NS	S			S		NS	NS						
<b>Bury</b> , Interchange  	0551	0621	0651	0710	0717	0740	and	1540	1610	1611	1616	1640	1710	1740	1810	1840	1932
Walshaw, War Memorial	0559	0629	0659	0721	0725	0751	every	1551	1621		1626	1651	1721	1751	1821	1851	1941
Starling, Rose and Crown	0602	0632	0702	0724	0728	0754	30	1554	1624	1623	1629	1654	1724	1754	1824	1854	1945
Ainsworth, White Horse	0604	0634	0704	0728	0730	0758	minutes	1558	1628	1627	1632	1658	1728	1758	1828	1858	1948
Withins, Moseley Arms	0609	0639	0709	0735	0735	0805	unti	1605	1635	1634	1637	1705	1735	1805	1835	1905	1953
<b>Bolton</b> , Bus Station  	0621	0651	0721	0751	0751	0821		1621	1651	1650	1651	1721	1751	1821	1851	1921	2005

Bus number	510	510	510
<b>Bury</b> , Interchange  	2032	2132	2232
Walshaw, War Memorial	2041	2141	2241
Starling, Rose and Crown	2045	2145	2245
Ainsworth, White Horse	2048	2148	2248
Withins, Moseley Arms	2053	2153	2253
<b>Bolton</b> , Bus Station  	2105	2205	2305

### Sundays and Public Holidays\*

Bus number	510		510
<b>Bury</b> , Interchange  	1132		2232
Walshaw, War Memorial	1141	and	2241
Starling, Rose and Crown	1145	every	2245
Ainsworth, White Horse	1148	hour	2248
Withins, Moseley Arms	1153	until	2253
<b>Bolton</b> , Bus Station  	1205		2305

**Bus 509 does not run on Saturdays, Sundays or Public Holidays.**




 – Journey provided with the financial support of Greater Manchester Passenger Transport Authority.

◆ – Run by Rossendale Transport. All other journeys are run by First Manchester.










NS – Not Saturdays.

S – Saturdays only.

\* – For details of buses during Christmas and New Year, please telephone 0870 608 2 608.

**Connection points:**  – Bus  – Train  – Tram

## Mondays to Saturdays

						  				
Bus number	510	510	510	510		510	510	510	510	510
	NS	NS	NS							
<b>Bolton</b> , Bus Station  	0625	0655	0725	0755	and	1855	1925	1952	2052	2152
Withins, Moseley Arms	0637	0711	0741	0811	every	1911	1936	2004	2104	2204
Ainsworth, White Horse	0642	0718	0748	0818	30	1918	1941	2009	2109	2209
Starling, Rose and Crown	0645	0722	0752	0822	minutes	1922	1944	2012	2112	2212
Walshaw, War Memorial	0648	0725	0755	0825	until	1925	1947	2016	2116	2216
<b>Bury</b> , Interchange   	0657	0736	0806	0836		1936	1955	2025	2125	2225

## Sundays and Public Holidays\*

				
Bus number	510		510	
<b>Bolton</b> , Bus Station  	1052		2152	
Withins, Moseley Arms	1104	and	2204	
Ainsworth, White Horse	1109	every	2209	
Starling, Rose and Crown	1112	hour	2212	
Walshaw, War Memorial	1116	until	2216	
<b>Bury</b> , Interchange   	1125		2225	


**Bus 509 does not run from Bolton to Bury.**

 – Journey provided with the financial support of Greater Manchester Passenger Transport Authority.

Bus 510 is run by First Manchester.

NS – Not Saturdays.

\* – For details of buses during Christmas and New Year, please telephone 0870 608 2 608.

**Connection points:**  – Bus  – Train  – Tram