

Changes since the last edition
Monday to Saturday daytime
journeys will run between
Sportcity and Manchester Royal
Infirmary via Openshaw, Gorton,
Ryder Brow and Longsight.

BusTimes

I 88

*Timetable and route plan
for buses serving*

Chorlton
Fallowfield
Levenshulme
Manchester Royal Infirmary
Longsight
Belle Vue
Ryder Brow
Gorton
Openshaw
Clayton
Sportcity
Ancoats
Manchester

 <p>traveline public transport info 0870 608 2 608</p> <p> local • national</p>	<p>7am – 8pm Mondays to Fridays</p> <p>8am – 8pm Saturdays & Sundays and Public Holidays</p>
<p> textphone users ring 0870 241 2216</p>	

Buses run by
First Manchester
JPT
Wythenshawe Mobile

See inside for further information

GMPTe is funded by
Greater Manchester Passenger Transport Authority


GMPTe
9 Portland Street
Piccadilly Gardens
Manchester
M60 1HX
Telephone 0161-242 6000
Facsimile 0161-228 3291



GMPTe

Starting from
29 January 2006

Further information

Information services



 Textphone users should ring:
0870 241 2216 national call rate

Lines open: **Mon to Fri 7am to 8pm**
Sat & Sun 8am to 8pm

Provided by *GMPTe* and *System One Travel*.

- **To request information in large print, Braille or on tape, ring 0870 608 2 608**

- To ask for timetables to be sent to you
0161-242 6040 24 hour answerphone

- Find a summary of service changes on our Teletext page, updated weekly.



On ITV p164

Also available as a
leaflet from
Travelshops.

- Visit our Web Site
<http://www.gmpte.com>

Using this timetable

Timetable pages show the direction that buses travel, the bus number and the days of the week that the journeys run.

Main places along the route are shown on the left, followed by the times that buses reach those places.

Where no time is shown, the bus does not pass that place on that journey.

Check any symbols which are shown and the meanings at the bottom of the page.

Timetables use the 24 hour clock.

A route plan is also included in this leaflet.



**Tickets and information
for bus, train and tram.**

Come and talk to us about our services
to help you plan your journeys
for work and pleasure.



Opening times of Travelshops
in the area covered by this leaflet

Manchester Piccadilly Gardens

Mon to Sat 0700 to 1800

Sun* 1000 to 1800

Manchester Shudehill Interchange

Mon to Sat 0700 to 1930

Sun* 1000 to 1800

Stockport Bus Station

Mon to Fri 0700 to 1730

Sat 0800 to 1730

Sun* Closed

*Including public holidays

Using the 24 hour clock

Times are shown as a four figure number. The first two are the hour and the last two are the minutes. Use this converter to find the am and pm times:

24 hour	12 hour	24 hour	12 hour
0000	... 12 am	1200	... 12 pm
0500	... 5 am	1700	... 5 pm
0600	... 6 am	1800	... 6 pm
0800	... 8 am	2000	... 8 pm

Examples: 0813 is 13 minutes past 8 am
1737 is 37 minutes past 5 pm.

Sportcity — Gorton — Manchester Royal Infirmary

Monday to Saturday daytime journeys

188

Mondays to Saturdays

Sportcity, Asda	0813	0923	1023	1123	1323	1423	1523	1623
Higher Openshaw, Half Way House	0819	0929	1029	1129	1329	1429	1529	1629
Gorton, Shopping Centre	0823	0933	1033	1133	1333	1433	1533	1633
Ryder Brow, Train Station ➡	0827	0937	1037	1137	1337	1437	1537	1637
Manchester Royal Infirmary, Grafton Street	0846	0951	1051	1151	1351	1451	1551	1651
Manchester Royal Infirmary, Grafton Street	0846	0951	1051	1151	1351	1451	1551	1651
Ryder Brow, Train Station ➡	0755	0905	1005	1105	1205	1405	1505	1705
Gorton, Shopping Centre	0759	0909	1009	1109	1209	1409	1509	1709
Higher Openshaw, Half Way House	0803	0913	1013	1113	1213	1413	1513	1713
Sportcity, Asda	0809	0919	1020	1120	1220	1420	1520	1720

The journeys above are run by JPT with the financial support of Greater Manchester Passenger Transport Authority.

Connection points: ➡ – Train

Connection points











Bus: Chorlton bus station
Piccadilly Gardens

Train: Levenshulme train station
Ryder Brow train station
Belle Vue train station
Manchester Piccadilly train station

Tram: Piccadilly Gardens tram stop
Piccadilly train station

Route plan for bus number

188

KEY	
	– Bus route
	– Tram line
	– Evenings and/or Sundays and Public Holidays only
	– Direction of travel
	– Bus station/main connection point only
	– Train station
	– Tram stop
	– Monday to Saturday daytime journeys
	– Terminus
	– Train line

The buses in this timetable are run by:

First Manchester

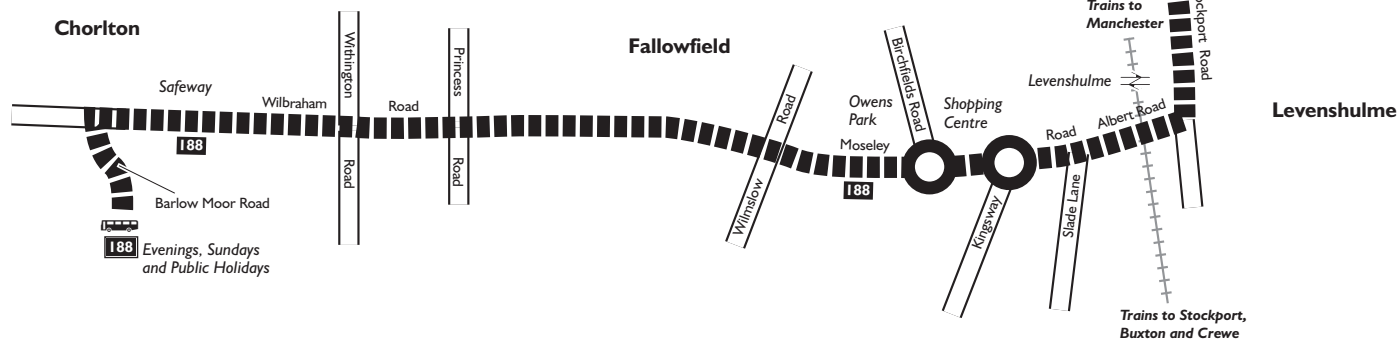
Wallshaw Street
Oldham
OLI 3TR
Telephone 0161-627 2929

JPT

The Coach House
Joshua Lane
Middleton
Manchester
M24 2AZ
Telephone 0161-653 3404

Wythenshawe Mobile

130 Sale Road
Northern Moor
Manchester
M23 0BX
Tel: 0161-946 9255



Printed on paper made using pulp from fully sustainable, responsibly managed forestation, which is bleached without using elemental chlorine. It has been awarded the Nordic Swan certificate, complying with stringent controls of production processes, effluent discharge and environmental impact.




! Every care has been taken to ensure the accuracy of details in this publication; details were correct at time of going to print
© GMPTE INFORMATION 2006.
© LA08900L.

Chorlton — Gorton — Clayton — Manchester






Evening, Sunday and Public Holiday journeys

188

Mondays to Saturdays

	●	●	
Chorlton , Bus Station 	1845		2245
Princess Road/Wilbraham Road	1853	and	2253
Kingsway/Moseley Road	1859	every	2259
Levenshulme, Train Station 	1901	hour	2301
Longsight, Slade Lane	1905	until	2305
Belle Vue 	1911		2311

Sundays and Public Holidays*

	■	■	■
Chorlton , Bus Station 	0945	2145	2245
Princess Road/Wilbraham Road	0953	2153	2253
Kingsway/Moseley Road	0959	2159	2259
Levenshulme, Train Station 	1001	2201	2301
Longsight, Slade Lane	1005	and	2205
Belle Vue 	1011	every	2211
Gorton, Shopping Centre	1014	hour	2214
Higher Openshaw, Half Way House	1020	until	2220
Clayton, North Road	1026		2226
Beswick, Albert Street	1029		2229
Ancoats, Community Clinic	1035		2235
Manchester , Piccadilly  	1040		2240




For Monday to Saturday daytime journeys between Gorton, Levenshulme and Chorlton please see bus 168.

Bus 188 is provided with the financial support of Greater Manchester Passenger Transport Authority.

■ – Run by First Manchester.

● – Run by Wythenshawe Mobile.

* – For details of buses during Christmas and New Year, please telephone 0870 608 2 608.

Connection points:  – Bus  – Train  – Tram

Manchester — Clayton — Gorton — Chorlton

Evening, Sunday and Public Holiday journeys

188

Mondays to Saturdays

	●	●
Belle Vue ➡	1915	2315
Longsight, Slade Lane	1920	and 2320
Levenshulme, Train Station ➡	1924	every 2324
Kingsway/Moseley Road	1926	hour 2326
Princess Road/Wilbraham Road	1932	until 2332
Chorlton , Bus Station	1940	2340

Sundays and Public Holidays*

	■	■	■
Manchester , Piccadilly	0945	2145	2245
Ancoats, Community Clinic	0950	2150	2250
Beswick, Albert Street	0956	2156	2256
Clayton, North Road	0959	2159	2259
Higher Openshaw, Half Way House	1005	and 2205	2305
Gorton, Shopping Centre	1011	every 2211	2311
Belle Vue ➡	1015	hour 2215	
Longsight, Slade Lane	1020	until 2220	
Levenshulme, Train Station ➡	1024	2224	
Kingsway/Moseley Road	1026	2226	
Princess Road/Wilbraham Road	1032	2232	
Chorlton , Bus Station	1040	2240	



For Monday to Saturday daytime journeys between Gorton, Levenshulme and Chorlton please see bus 168.

Bus 188 is provided with the financial support of Greater Manchester Passenger Transport Authority.

■ – Run by First Manchester.

● – Run by Wythenshawe Mobile.

* – For details of buses during Christmas and New Year, please telephone 0870 608 2 608.

Connection points:  – Bus ➡ – Train  – Tram