



# BusTimes

## Changes since the last edition

### Bus 595

Times of Monday to Friday early morning journeys changed.

## Bus Numbers

# 594 595



Easy access  
on most buses

## Serving

**Hindley Green**  
**Abbey Lane**  
**Westleigh**  
**Leigh**



7am - 8pm Mon to Fri • 8am - 8pm Sat, Sun & Public Hols

 textphone users ring **0870 241 2216**

**www.gmppte.com**

Published by **GMPTE Information**  
9 Portland Street, Manchester, M60 1HX • 0161 242 6000  
25375-G594-2500-0306D

## Buses run by

**Jim Stones Coaches**





# Further information

## Telephone information

For bus, train and tram information ring:

**0870 608 2 608** *national call rate*



Textphone users ring:

**0870 241 2216** *national call rate*

Mon to Fri 7am–8pm, Sat & Sun 8am–8pm

*Provided by GMPTE and System One Travel.*

## Alternative formats

**To request large print, Braille  
recorded information ring:**

**0870 608 2 608**

## Mail-out service

To ask for leaflets to be sent to you

**0161 242 6040**

24 hour answerphone service

## Internet

Visit our Web Site

**www.gmppte.com**

## Service changes

A summary of service changes is available  
in the following places:

- Web site
- Teletext page
- Bus Station posters
- Leaflet from outlets



**TELETEXT**

On ITV p164

## Using this timetable

Timetables show the direction of travel,  
bus numbers and the days of the week.

Main stops on the route are listed on the  
left. Each journey reads down the page.

Where no time is shown against a  
particular stop, the bus does not stop  
there on that journey.

Check any symbols which are shown and  
the meanings at the bottom of the page.

A route plan is also included in this leaflet.

## Tickets and information

Bus companies offer a range of tickets for  
use on their own buses.

For travel on any service in the County,  
use System One tickets, including  
DaySaver.

Travelshops provide tickets, information  
and journey planning advice on buses,  
trains and trams for work and pleasure.



# Travelshop



Opening times of Travelshops  
in the area covered by this leaflet

### Leigh Bus Station

Monday 1030 to 1315 and 1400 to 1800

Tue to Thur 0830 to 1315 and 1400 to 1600

Friday 0730 to 1115 and 1200 to 1500

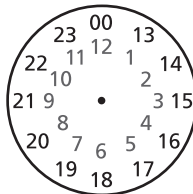
Saturday 0830 to 1315 and 1400 to 1600

Sunday\* Closed

\*Including public holidays

## Using the 24 hour clock

Times are shown in  
four figures. The  
first two are the  
hour and the last  
two are the  
minutes.








Examples: 0921 is 21 minutes past 9 am  
2248 is 48 minutes past 10 pm.

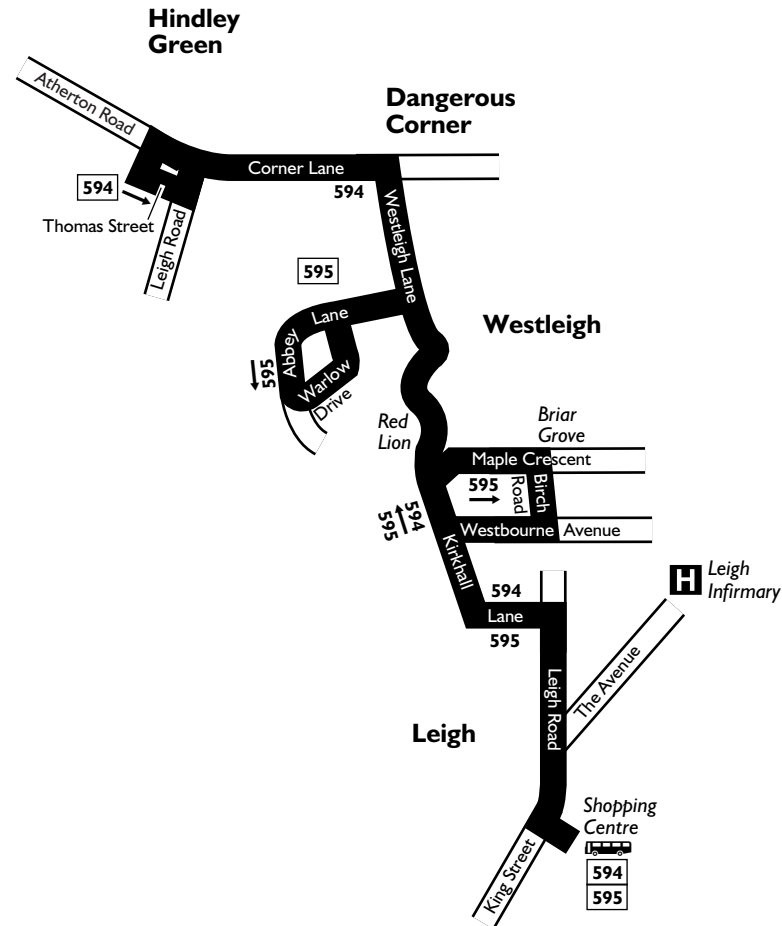
## Connection point

 **Bus:** Leigh bus station

## Route plan for bus numbers

# 594 595

KEY	
	– Bus route
	– Direction of travel
	– Bus station/ main connection point
	– Hospital
	– Terminus



## Buses run by

**Jim Stones Coaches**  
The Jays  
Lightoaks Lane  
Glazebury  
Cheshire  
WA3 5LH  
Telephone 01925 766465















Printed on paper made using pulp from fully sustainable, responsibly managed forestation, which is bleached without using elemental chlorine. It has been awarded the Nordic Swan certificate, complying with stringent controls of production processes, effluent discharge and environmental impact.















Every care has been taken to ensure the accuracy of details in this publication; details were correct at time of going to print  
© GMPTE INFORMATION 2006.  
© LA08900L.

## Mondays to Saturdays


	  					       							
	NS					SSH							
Hindley Green, Leigh Road	0716	0841	0911	0941	and every	1441	1511	1541	1611	1641	1711	1741	1811
Dangerous Corner	0718	0843	0913	0943	30 minutes	1443	1513	1543	1613	1643	1713	1743	1813
Leigh, Bus Station 	0728	0853	0923	0953	until	1453	1523	1553	1623	1653	1723	1753	1823

	  					       							
	NS	SSH				SSH	⊕						
Leigh, Bus Station 	0704	0829	0859	0929	and every	1429	1459	1459	1529	1559	1629	1659	1759
Dangerous Corner	0714	0839	0909	0939	30 minutes	1439	1509	1512	1539	1609	1639	1709	1809
Hindley Green, Leigh Road	0716	0841	0911	0941	until	1441	1511	1514	1541	1611	1641	1711	1811

Bus 594 does not run on Sundays or Public Holidays.

For evening, Sunday and Public Holiday journeys between Westleigh and Leigh please see bus 583.

 – Journey provided with the financial support of Greater Manchester Passenger Transport Authority.


NS – Not Saturdays.

SSH – Saturdays and school holidays only.







⊕ – Schooldays only. Departs from Westleigh High School at 1510.

▼ – Continues to Leigh Bus Station, arriving at 1528, running via Tamar.








Connection points:  – Bus

 – The bus used on this journey is of a new design. It has a low floor and no steps at the entrance, which makes getting on and off easier. Pushchairs and wheelchairs can be rolled straight on and do not need to be folded up once inside the bus.

## Mondays to Saturdays

						
	NS	NS				NS
<b>Abbey Lane</b> , Warlow Drive	0752	0827	0857	and every	1657	1727
Maple Crescent	0757	0832	0902	30 minutes	1702	●
<b>Leigh</b> , Bus Station 	0806	0841	0911	until	1711	1737

							
	NS	NS				NS	
<b>Leigh</b> , Bus Station 	0740	0818	0844	0914	and every	1644	1714
Maple Crescent	●	●	●	0922	30 minutes	1652	1722
<b>Abbey Lane</b> , Warlow Drive	0752	0827	0857	0927	until	1657	1727


**Bus 595 does not run on Sundays or Public Holidays.**

**For evening and Sunday journeys from Westleigh to Leigh please see bus 583.**

NS – Not Saturdays.

● – Does not serve Maple Crescent, Birch Road or Westbourne Avenue.

**Connection points:**  – Bus

 – The bus used on this journey is of a new design. It has a low floor and no steps at the entrance, which makes getting on and off easier. Pushchairs and wheelchairs can be rolled straight on and do not need to be folded up once inside the bus.