



BusTimes

Changes since the last edition

Bus 27

Now run by First Manchester.

Bus Number

25 27



Easy access
on some buses

Serving

Bolton
Farnworth
Walkden
Swinton
Swinton Park
Hope Hospital
Weaste
Ordsall
Pendleton
Lower Broughton
Manchester

Buses run by

Arriva North West
First Manchester

 **traveline**
public transport info
0870 608 2 608

7am - 8pm Mon to Fri • 8am - 8pm Sat, Sun & Public Hols

 textphone users ring **0870 241 2216**

www.gmppte.com



Further information

Telephone information

For bus, train and tram information ring:

0870 608 2 608 *national call rate*



Textphone users ring:

0870 241 2216 *national call rate*

Mon to Fri 7am–8pm, Sat & Sun 8am–8pm

Provided by GMPTE and System One Travel.

Alternative formats

To request large print, Braille or recorded information ring:

0870 608 2 608

Mail-out service

To ask for leaflets to be sent to you

0161 242 6040

24 hour answerphone service

Internet

Visit our Web Site

www.gmppte.com

Service changes

A summary of service changes is available in the following places:

- Web site
- Teletext page
- Bus Station posters
- Leaflet from outlets



TELETEXT

On ITV p164

Using this timetable

Timetables show the direction of travel, bus numbers and the days of the week.

Main stops on the route are listed on the left. Each journey reads down the page.

Where no time is shown against a particular stop, the bus does not stop there on that journey.

Check any symbols which are shown and the meanings at the bottom of the page.

A route plan is also included in this leaflet.

Tickets and information

Bus companies offer a range of tickets for use on their own buses.

For travel on any service in the County, use System One tickets, including DaySaver.

Travelshops provide tickets, information and journey planning advice on buses, trains and trams for work and pleasure.



Travelshop



Opening times of Travelshops in the area covered by this leaflet

Bolton Bus Station

Mon to Fri 0700 to 1730

Saturday 0800 to 1730

Sunday* Closed

Manchester Piccadilly Gardens

Mon to Sat 0700 to 1800

Sunday* 1000 to 1800

Manchester Shudehill Interchange

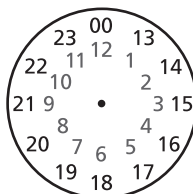
Mon to Sat 0700 to 1930

Sunday* 1000 to 1800

*Including public holidays

Using the 24 hour clock

Times are shown in four figures. The first two are the hour and the last two are the minutes.



Examples: 0921 is 21 minutes past 9 am
2248 is 48 minutes past 10 pm.

*It's closer than
you think...*



Buses in this leaflet call at

SHUDEHILL INTERCHANGE

- As well as having excellent facilities for travellers, including online information kiosks and a GMPTE Travelshop, SHUDEHILL INTERCHANGE is conveniently located close to Victoria Train Station and Manchester city centre, with all its shops and leisure attractions.
- At the interchange, you can also catch the Metrolink tram, to travel across the city or further afield.



Buses run by

Arriva North West
73 Ormskirk Road
Aintree
Liverpool
L9 5AE
Telephone 08701 201088

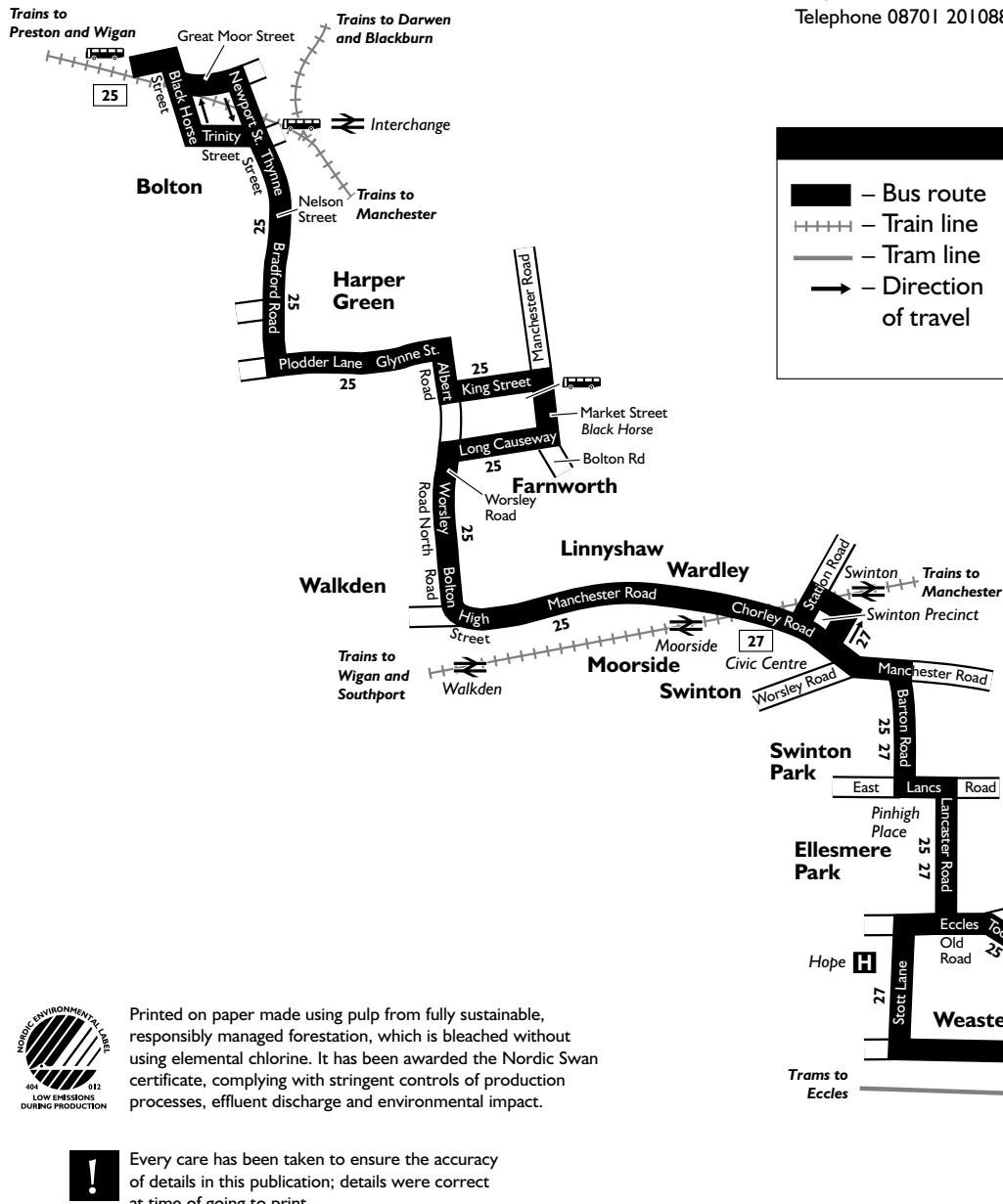
First Manchester
Wallshaw Street
Oldham
OLI 3TR
Telephone 0161-627 2929

Route plan for bus numbers

25 27

Connection points

- Bus:** Bolton bus station
Bolton Interchange
Farnworth bus station
Salford Shopping City
Manchester Shudehill Interchange
- Train:** Bolton Interchange
Walkden train station
Moorside train station
Swinton train station
Salford Central train station
Manchester Victoria train station
- Tram:** Manchester Shudehill Interchange
Manchester Victoria tram stop
Langworthy tram stop
Weaste tram stop











Printed on paper made using pulp from fully sustainable, responsibly managed forestation, which is bleached without using elemental chlorine. It has been awarded the Nordic Swan certificate, complying with stringent controls of production processes, effluent discharge and environmental impact.

! Every care has been taken to ensure the accuracy of details in this publication; details were correct at time of going to print









© GMPTE INFORMATION 2006.

© LA08900L.

Mondays to Saturdays

Bolton , Bus Station  	1810	1910	2010	2110
Farnworth, Market Street 	1825	1925	2025	2125
Walkden, Town Centre 	1831	1931	2031	2131
Swinton, Civic Centre 	1839	1939	2039	2139
Swinton Park, Pinhigh Place	1844	1944	2044	2144
Weaste, Tram Stop 	1851	1951	2051	2151
Trafford Road/Regent Road	1855	1955	2055	2155
Oldfield Road/Regent Road	1859	1959	2059	2159
Manchester , Shudehill Interchange  	1906	2006	2106	2206

Sundays and Public Holidays*









Bolton , Bus Station  	1010		2110
Farnworth, Market Street 	1025		2125
Walkden, Town Centre 	1031	and	2131
Swinton, Civic Centre 	1039	every	2139
Swinton Park, Pinhigh Place	1044	hour	2144
Weaste, Tram Stop 	1051	until	2151
Trafford Road/Regent Road	1055		2155
Oldfield Road/Regent Road	1059		2159
Manchester , Shudehill Interchange  	1106		2206

Bus 25 is run by Arriva North West with the financial support of Greater Manchester Passenger Transport Authority.









* – For details of buses during Christmas and New Year, please telephone 0870 608 2 608.

Connection points:  – Bus  – Train  – Tram

Mondays to Saturdays


Manchester , Shudehill Interchange  	1910	2010	2110	2210
Oldfield Road/Regent Road	1920	2020	2120	2220
Trafford Road/Regent Road	1924	2024	2124	2224
Weaste, Tram Stop 	1927	2027	2127	2227
Swinton Park, Pinhigh Place	1934	2034	2134	2234
Swinton, Civic Centre 	1939	2039	2139	2239
Walkden, Town Centre 	1947	2047	2147	2247
Farnworth, Market Street 	1953	2053	2153	2253
Bolton , Bus Station  	2007	2107	2207	2307

Sundays and Public Holidays*

Manchester , Shudehill Interchange  	1010		2210
Oldfield Road/Regent Road	1020		2220
Trafford Road/Regent Road	1024	and	2224
Weaste, Tram Stop 	1027	every	2227
Swinton Park, Pinhigh Place	1034	hour	2234
Swinton, Civic Centre 	1039	until	2239
Walkden, Town Centre 	1047		2247
Farnworth, Market Street 	1053		2253
Bolton , Bus Station  	1107		2307

Bus 25 is run by Arriva North West with the financial support of Greater Manchester Passenger Transport Authority.

















* – For details of buses during Christmas and New Year, please telephone 0870 608 2 608.

Connection points:  – Bus  – Train  – Tram

Swinton — Hope Hospital — Pendleton — Manchester

27

Mondays to Saturdays


	 	
	NS	
Swinton , Station Road 	0722 0822	1722
Swinton Park, Pinhigh Place	0730 0830	1730
Hope Hospital, Stott Lane	0735 0835	1735
Weaste, Tram Stop 	0738 0838	and 1738
Trafford Road/Regent Road	0742 0842	every 1742
Pendleton, Salford Shopping City 	0750 0850	hour 1750
Douglas Green	0753 0853	until 1753
Broughton, Camp Street	0759 0859	1759
Salford, Adelphi Street	0804 0904	1804
Manchester , Shudehill Interchange  	0814 0914	1814
	 	
	NS	
Manchester , Shudehill Interchange  	0720 0820	1820
Salford, Adelphi Street	0735 0835	1835
Broughton, Camp Street	0740 0840	1840
Douglas Green	0749 0849	and 1849
Pendleton, Salford Shopping City 	0753 0853	every 1853
Trafford Road/Regent Road	0802 0902	hour 1902
Weaste, Tram Stop 	0807 0907	until 1907
Hope Hospital, Stott Lane	0810 0910	1910
Swinton Park, Pinhigh Place	0813 0913	1913
Swinton , Station Road 	0820 0920	1920

Bus 27 does not run on Sundays or Public Holidays.

Bus 27 is run by First Manchester with the financial support of Greater Manchester Passenger Transport Authority.

NS – Not Saturdays.

Connection points:  – Bus  – Train  – Tram

 – The bus used on this journey is of a new design. It has a low floor and no steps at the entrance, which makes getting on and off easier. Pushchairs and wheelchairs can be rolled straight on and do not need to be folded up once inside the bus.