



30 January 2011

BusTimes

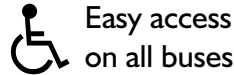
Changes since the last edition

Bus 597

Extended to Leigh Infirmary.
Times changed with evening and
Sunday journeys introduced.
All journeys are now run by
Maytree Travel.

Bus Number

597



Easy access
on all buses

Serving

Leigh Sports Village
Pennington
Leigh
Leigh Infirmary



For public transport information phone

0871 200 22 33

7am – 8pm Mon to Fri • 8am – 8pm Sat, Sun & Public Holidays
Calls cost 10p a minute plus network extras.

Visit our online timetable library

www.gmppte.com/info

Buses run by

Maytree Travel



Further Information

Mail-out service and alternative formats

To ask for leaflets to be sent to you, or to request large print, Braille or recorded information contact:

www.gmppte.com or 0871 200 22 33

Easy access on buses



Journeys displaying this symbol in the timetable are run with **low floor** buses which have no steps at the entrance, making getting on and off easier. Where shown, **low floor** buses have a ramp for access and a dedicated space for wheelchairs and pushchairs inside the bus.

The bus operator will always try to provide easy access services where these services are scheduled to run. In case of difficulty, please contact the bus operator.

Service changes

A summary of service changes is available in the following places:

- **Web site**
- **Bus Station poster**
- **Leaflet from outlets**

Using this timetable

Timetables show the direction of travel, bus numbers and the days of the week.

- Main stops on the route are listed on the left. Each journey reads down the page.
- Where no time is shown against a particular stop, the bus does not stop there on that journey.
- Check any symbols which are shown and the meanings at the bottom of the page.
- A route plan is also included in this leaflet.

Using the 24 hour clock

Times are shown in four figures. The first two are the hour and the last two are the minutes.



Examples:

0921 is 21 minutes past 9am

2148 is 48 minutes past 9pm

Tickets and information

Bus companies offer a range of tickets for use on their own buses. For travel on any service in the County, use System One tickets, including DaySaver.

GMPTE **Travelshops** provide tickets, information and journey planning advice on buses, trains and trams for work and pleasure.



Travelshop

Opening times of GMPTE Travelshops in the area covered by this leaflet

Leigh Bus Station

Monday 9.30am to 1.15pm and 2pm to 5pm
Tue to Thur 8.30am to 1.15pm and 2pm to 4pm
Friday 7.30am to 1.15pm and 12pm to 3pm
Saturday 8.30am to 1.15pm and 2pm to 4pm
Sunday* Closed

*Including public holidays







Route plan for bus number

597

Connection points

 **Bus:** Leigh bus station

KEY

- | | | | |
|--|---|---|--------------------------------------|
|  | – Bus route |  | – Bus station/ main connection point |
|  | – Hail and ride: passengers can get on or off the bus wherever it is safe |  | – Direction of travel |
| | |  | – Terminus |
| | |  | – Hospital |

Buses run by

Maytree Travel

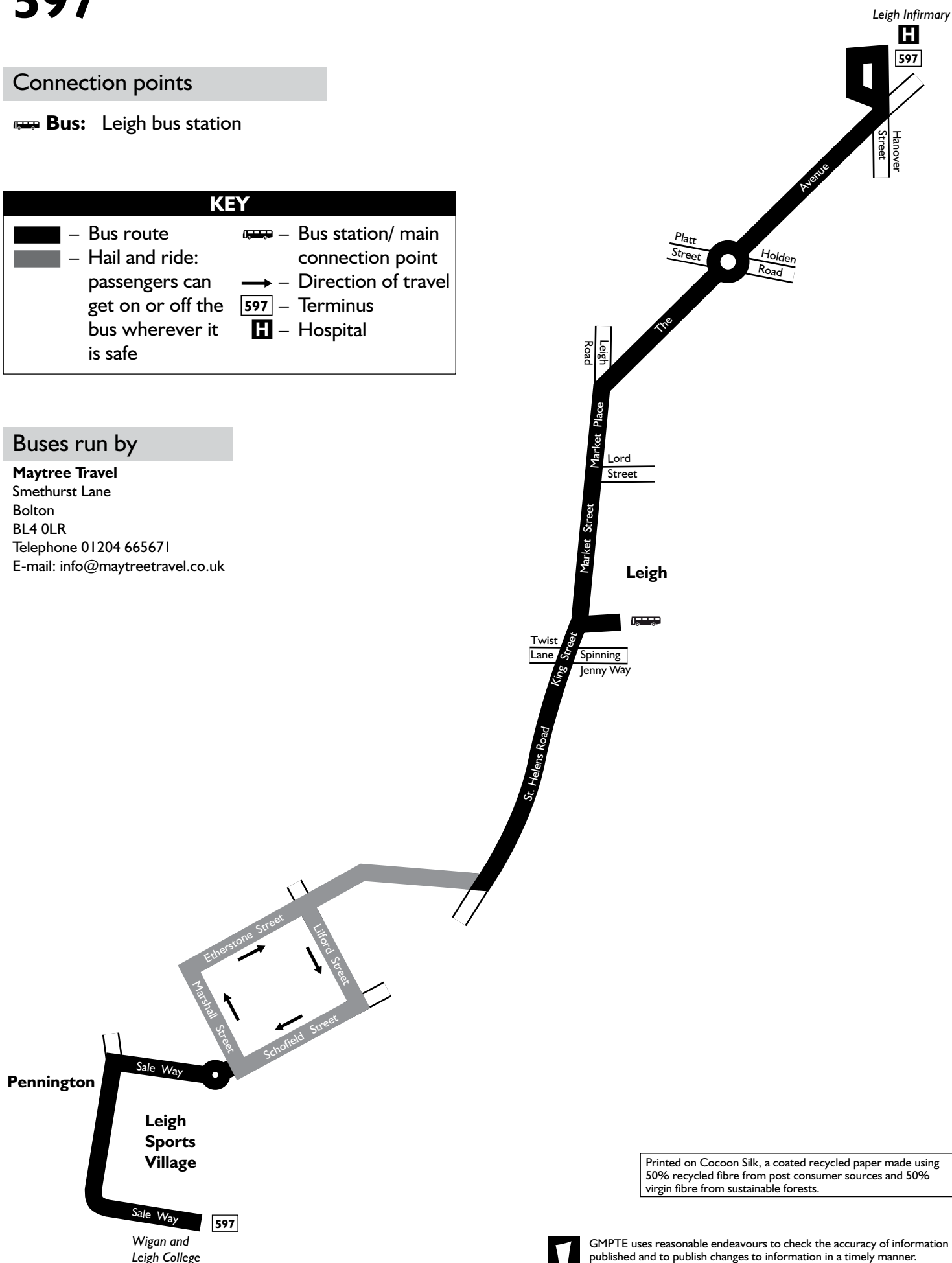
Smethurst Lane

Bolton

BL4 0LR

Telephone 01204 665671

E-mail: info@maytreetravel.co.uk















Printed on Cocoon Silk, a coated recycled paper made using 50% recycled fibre from post consumer sources and 50% virgin fibre from sustainable forests.



GMPTTE uses reasonable endeavours to check the accuracy of information published and to publish changes to information in a timely manner. In no event will GMPTTE be liable for any loss that may arise from this information being inaccurate.

© I00022610 GMPTTE 2011









Mondays to Fridays

												
Leigh Sports Village	0753	0823	0857	0927		1627	1656	1724	1752	1829	1857	
Leigh, Bus Station 	0801	0831	0905	0935	and every 30 mins until	1635	1704	1732	1800	1837	1905	and every 30 mins until
Leigh Infirmary	0807	0837	0911	0941		1641	1710	1738	1806	1843	1911	2157 2205 2211

Saturdays

				
Leigh Sports Village	0857	0927		1727
Leigh, Bus Station 	0905	0935	and every 30 mins until	1735
Leigh Infirmary	0911	0941		1741

Sundays

									
Leigh Sports Village	0957	1027		1257	1327		1427		1727
Leigh, Bus Station 	1005	1035	and every 30 mins until	1305	1335	1405	1435	and every 30 mins until	1735
Leigh Infirmary	1011	1041		1311		1411	1441		1741

Bus 597 does not run on Public Holidays


Bus 597 is provided with the financial support of the following partners:

Greater Manchester Integrated Transport Authority.

Ashton, Leigh and Wigan Primary Care Trust.

Wigan and Leigh College.

Connection points:  – Bus

 – **Easy access bus.** See inside front cover of this Bus Times leaflet for details.

Mondays to Fridays

Leigh Infirmary	0807	0837	0911	0941		1641	1710	1738	1806	1843	1911		2211
Leigh, Bus Station	0813	0843	0917	0947	and every 30 mins until	1647	1716	1744	1812	1849	1917	and every 30 mins until	2217
Leigh Sports Village	0820	0850	0924	0954		1654	1723	1751	1819	1856	1924		2224

Saturdays

Leigh Infirmary	0911	0941		1741	
Leigh, Bus Station	0917	0947	and every 30 mins until	1747	
Leigh Sports Village	0924	0954		1754	

Sundays

Leigh Infirmary	1011	1041		1311	1411		1741	
Leigh, Bus Station	1017	1047	and every 30 mins until	1317	1417	and every 30 mins until	1747	
Leigh Sports Village	1024	1054		1324	1424		1754	

Bus 597 does not run on Public Holidays

Bus 597 is provided with the financial support of the following partners:

Greater Manchester Integrated Transport Authority.

Ashton, Leigh and Wigan Primary Care Trust.

Wigan and Leigh College.

Connection points: – Bus

– **Easy access bus.** See inside front cover of this Bus Times leaflet for details.