



31 August 2010

BusTimes

Changes since the last edition

Bus 26

Minor change to times.

Bus Number

26



Easy access
on all buses

Serving

Leigh
Astley
Boothstown
Worsley
Swinton
Pendleton
Manchester

*If you have any problems with First
services or suggestions to improve
them, call our CareLine...*

CareLine

08457-88 11 55

between 8.30am & 5.30pm Monday to Friday
Calls charged at local rates



traveline

www.traveline.info

For public transport information phone

0871 200 22 33

7am - 8pm Mon to Fri • 8am - 8pm Sat, Sun & Public Holidays
Calls cost 10p a minute plus network extras.

Visit our online timetable library

www.gmppte.com/info

Buses run by

First Manchester

Further Information

Mail-out service and alternative formats

To ask for leaflets to be sent to you, or to request large print, Braille or recorded information contact:

www.gmppte.com or 0871 200 22 33

Easy access on buses



Journeys displaying this symbol in the timetable are run with **low floor** buses which have no steps at the entrance, making getting on and off easier. Where shown, **low floor** buses have a ramp for access and a dedicated space for wheelchairs and pushchairs inside the bus.

The bus operator will always try to provide easy access services where these services are scheduled to run. In case of difficulty, please contact the bus operator.

Service changes

A summary of service changes is available in the following places:

- **Web site**
- **Bus Station poster**
- **Leaflet from outlets**

Using this timetable

Timetables show the direction of travel, bus numbers and the days of the week.

- Main stops on the route are listed on the left. Each journey reads down the page.
- Where no time is shown against a particular stop, the bus does not stop there on that journey.
- Check any symbols which are shown and the meanings at the bottom of the page.
- A route plan is also included in this leaflet.

Using the 24 hour clock

Times are shown in four figures. The first two are the hour and the last two are the minutes.



Examples:

0921 is 21 minutes past 9am

2148 is 48 minutes past 9pm

Tickets and information

Bus companies offer a range of tickets for use on their own buses. For travel on any service in the County, use System One tickets, including DaySaver.

GMPT **Travelshops** provide tickets, information and journey planning advice on buses, trains and trams for work and pleasure.



Travelshop

Opening times of GMPT **Travelshops** in the area covered by this leaflet

Leigh Bus Station

Monday 9.30am to 1.15pm and 2pm to 5pm
Tue to Thu 8.30am to 1.15pm and 2pm to 4pm
Friday 7.30am to 1.15pm and 12pm to 3pm
Saturday 8.30am to 1.15pm and 2pm to 4pm
Sunday* Closed

Manchester Piccadilly Gardens

Mon to Sat 7am to 6pm
Sunday* 10am to 6pm

Manchester Shudehill Interchange

Mon to Sat 7am to 7.30pm
Sunday* 10am to 1.20pm and 2pm to 5.30pm

*Including public holidays

Mondays to Fridays

Leigh, Bus Station	0530	0600	0630	0650	0710	0740	0810	0857	0927	and every 30 mins until	1457	1527	1557	1627	1706	1750	1820	1845	1905
Astley, St Mary's RC High School	0541	0611	0642	0702	0722	0752	0822	0908	0938		1508	1538	1608	1640	1717	1801	1831	1856	1914
Boothstown, Simpson Road	0548	0618	0650	0711	0731	0801	0831	0916	0946		1516	1546	1616	1648	1725	1809	1839	1904	1921
Worsley, Court House	0555	0625	0657	0719	0744	0814	0844	0923	0953		1523	1553	1623	1655	1732	1816	1846	1911	1927
Swinton, Civic Centre	0601	0632	0705	0729	0754	0824	0854	0930	1000		1530	1601	1631	1703	1739	1823	1853	1918	1933
Pendleton Church	0609	0641	0717	0744	0809	0839	0909	0942	1012		1542	1615	1645	1718	1751	1835	1905	1930	1943
Manchester, Shudehill Int	0623	0655	0734	0805	0835	0905	0935	1001	1031		1601	1634	1704	1739	1810	1854	1924	1945	1959

Leigh, Bus Station	2005	2105	2205	2305
Astley, St Mary's RC High School	2014	2114	2214	2314
Boothstown, Simpson Road	2021	2121	2221	2321
Worsley, Court House	2027	2127	2227	2327
Swinton, Civic Centre	2033	2133	2233	2333
Pendleton Church	2043	2143	2243	2343
Manchester, Shudehill Int	2059	2159	2259	2359

Bus 26 does not use every bus stop along the route. Please see the list of bus stops on the route plan for details.

– Journey provided with the financial support of Greater Manchester Integrated Transport Authority.

Connection points: – Bus – Tram

– **Easy access bus.** See inside front cover of this Bus Times leaflet for details.






Summer times: Between mid July and early September, some timetables will be different, check www.gmppte.com/info or Traveline for details

Stopping places

Bus 26

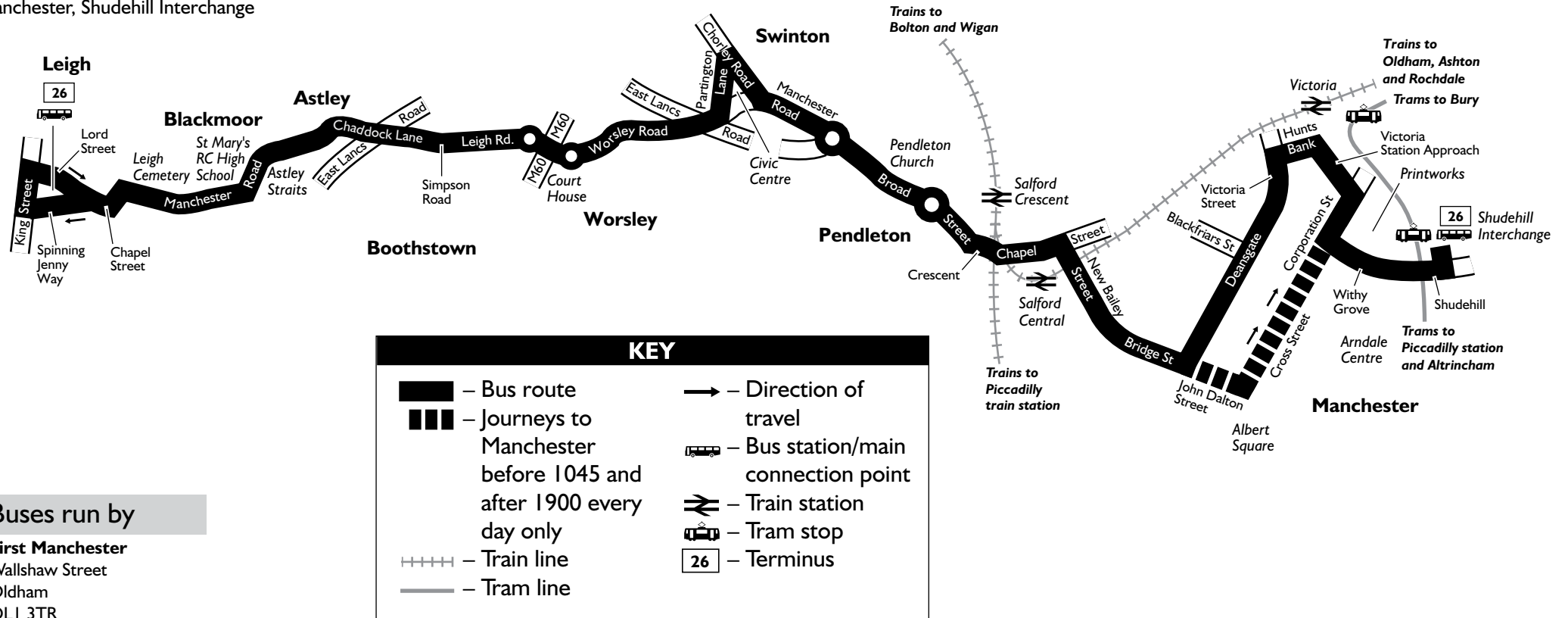
All bus stops between Leigh and Swinton,
Civic Centre then at:
Swinton, Medical Centre
Victoria Park
Hospital Road
Westlands/Westwood Drive
Pendleton Church
Frederick Road
Salford University
Adelphi Street
Salford Education Offices
Salford Central train station
then all stops to/from:
Manchester, Shudehill Interchange

Connection points

-  **Bus:** Leigh bus station
Manchester Shudehill Interchange
-  **Train:** Salford Crescent train station
Salford Central train station
Manchester Victoria train station
-  **Tram:** Manchester Shudehill Interchange
Manchester Victoria tram stop

Route plan for bus number

26



Buses run by

First Manchester

Wallshaw Street
Oldham
OLI 3TR
Telephone 0161-627 2929

Printed on Cocoon Silk, a coated recycled paper made using 50% recycled fibre from post consumer sources and 50% virgin fibre from sustainable forests.

















GMPTTE uses reasonable endeavours to check the accuracy of information published and to publish changes to information in a timely manner. In no event will GMPTTE be liable for any loss that may arise from this information being inaccurate.

©100022610 GMPTTE 2010












Leigh — Astley — Boothstown — Swinton — Manchester

Limited Stop 26


Saturdays

												
Leigh , Bus Station 	0657	0727	and every 30 mins until	1727	1757	1827	1905	2005	2105	2205	2305	
Astley, St Mary's RC High School	0708	0738		1738	1808	1838	1914	2014	2114	2214	2314	
Boothstown, Simpson Road	0716	0746		1746	1816	1846	1921	2021	2121	2221	2321	
Worsley, Court House	0723	0753		1753	1823	1853	1927	2027	2127	2227	2327	
Swinton, Civic Centre	0730	0800		1800	1830	1900	1933	2033	2133	2233	2333	
Pendleton Church	0742	0812		1812	1842	1912	1943	2043	2143	2243	2343	
Manchester , Shudehill Int  	0801	0831		1831	1900	1930	1959	2059	2159	2259	2359	



Sundays and Public Holidays*


									
Leigh , Bus Station 	0805	and every hour until	1805	1905	2005	2105	2205	2305	
Astley, St Mary's RC High School	0814		1814	1914	2014	2114	2214	2314	
Boothstown, Simpson Road	0821		1821	1921	2021	2121	2221	2321	
Worsley, Court House	0827		1827	1927	2027	2127	2227	2327	
Swinton, Civic Centre	0833		1833	1933	2033	2133	2233	2333	
Pendleton Church	0843		1843	1943	2043	2143	2243	2343	
Manchester , Shudehill Int  	0859		1859	1959	2059	2159	2259	2359	

Bus 26 does not use every bus stop along the route. Please see the list of bus stops on the route plan for details.

 – Journey provided with the financial support of Greater Manchester Integrated Transport Authority.

* – For details of buses during Christmas and New Year, please ring 0871 200 22 33.

Connection points:  – Bus  – Tram

 – **Easy access bus.** See inside front cover of this Bus Times leaflet for details.

Manchester — Swinton — Boothstown — Astley — Leigh

Limited Stop 26

Mondays to Fridays

Manchester, Shudehill Int	0600	0630	0700	0743	0813	0843	and every 30 mins until	1443	1513	1543	1613	1643	1713	1745	1815	1905	2005	2105	2205		
Pendleton Church	0617	0649	0719	0803	0833	0902		1502	1533	1603	1633	1705	1735	1805	1835	1921	2021	2121	2221		
Swinton, Civic Centre	0627	0701	0731	0816	0846	0914		1514	1546	1616	1646	1719	1749	1818	1848	1931	2031	2131	2231		
Worsley, Court House	0634	0708	0738	0824	0854	0921		1521	1554	1624	1654	1728	1758	1826	1856	1937	2037	2137	2237		
Boothstown, Simpson Road	0641	0715	0745	0832	0902	0928		1528	1602	1632	1702	1737	1807	1834	1904	1943	2043	2143	2243		
Astley, St Mary's RC High School	0649	0723	0753	0840	0910	0936		1536	1610	1640	1710	1745	1815	1842	1912	1950	2050	2150	2250		
Leigh, Bus Station	0700	0734	0804	0852	0922	0947		1547	1622	1652	1722	1757	1827	1854	1924	1959	2059	2159	2259		



Manchester, Shudehill Int	2305
Pendleton Church	2321
Swinton, Civic Centre	2331
Worsley, Court House	2337
Boothstown, Simpson Road	2343
Astley, St Mary's RC High School	2350
Leigh, Bus Station	2359

Saturdays

Manchester, Shudehill Int	0700	0730	0813	0843	and every 30 mins until	1713	1745	1815	1905	2005	2105	2205	2305
Pendleton Church	0714	0744	0832	0902		1732	1804	1834	1921	2021	2121	2221	2321
Swinton, Civic Centre	0724	0754	0844	0914		1744	1816	1846	1931	2031	2131	2231	2331
Worsley, Court House	0729	0759	0851	0921		1751	1823	1853	1937	2037	2137	2237	2337
Boothstown, Simpson Road	0734	0804	0858	0928		1758	1830	1900	1943	2043	2143	2243	2343
Astley, St Mary's RC High School	0742	0812	0906	0936		1806	1838	1908	1950	2050	2150	2250	2350
Leigh, Bus Station	0752	0822	0917	0947		1817	1849	1919	1959	2059	2159	2259	2359

Bus 26 does not use every bus stop along the route. Please see the list of bus stops on the route plan for details.

– Journey provided with the financial support of Greater Manchester Integrated Transport Authority.














Connection points: – Bus – Tram

– **Easy access bus.** See inside front cover of this Bus Times leaflet for details.



Summer times: Between mid July and early September, some timetables will be different, check www.gmpte.com/info or Traveline for details



Sundays and Public Holidays*


			 	 	 	 	
Manchester , Shudehill Int  	0805	and every hour until	1905	2005	2105	2205	2305
Pendleton Church	0821		1921	2021	2121	2221	2321
Swinton, Civic Centre	0831		1931	2031	2131	2231	2331
Worsley, Court House	0837		1937	2037	2137	2237	2337
Boothstown, Simpson Road	0843		1943	2043	2143	2243	2343
Astley, St Mary's RC High School	0850		1950	2050	2150	2250	2350
Leigh , Bus Station 	0859		1959	2059	2159	2259	2359

Bus 26 does not use every bus stop along the route. Please see the list of bus stops on the route plan for details.

 – Journey provided with the financial support of Greater Manchester Integrated Transport Authority.

* – For details of buses during Christmas and New Year, please ring 0871 200 22 33.

Connection points:  – Bus  – Tram

 – Easy access bus. See inside front cover of this Bus Times leaflet for details.