

Changes since the last edition

Bus 27

All journeys are now run by First Manchester.

Green ecobuses run on this route

These are diesel-electric hybrid vehicles that use less fuel and produce lower emissions than standard buses.

Provided by Transport for Greater Manchester and supported by Department for Transport



traveline

For public transport information
phone **0871 200 22 33**

7am – 8pm Mon to Fri

8am – 8pm Sat, Sun & public holidays

Calls cost 10p a minute plus network extras

This timetable is available online at
www.tfgm.com

©Transport for Greater Manchester
PO Box 429 • Manchester • M60 1HX
11-1185-G27-5500-0112

Printed on coated recycled paper made using 50% recycled fibre from post consumer sources and 50% virgin fibre from sustainable forests.



30 January 2012

BusTimes

Bus Number

27



Easy access
on all buses

Serving

Swinton

Swinton Park

Salford Royal Hospital

Weaste

Pendleton

Lower Broughton

Manchester

Buses run by

First Manchester



Transport for
Greater Manchester



Further information

Mail-out service and alternative formats

To ask for leaflets to be sent to you, or to request large print, Braille or recorded information visit www.tfgm.com or phone **0871 200 22 33**

Easy access on buses



Journeys displaying this symbol in the timetable are run with **low floor** buses which have no steps at the entrance, making getting on and off easier. Where shown, **low floor** buses have a ramp for access and a dedicated space for wheelchairs and pushchairs inside the bus.

The bus operator will always try to provide easy access services where these services are scheduled to run. In case of difficulty, please contact the bus operator.

Service changes

A summary of service changes is available in the following places:

- **Website**
- **Bus Station poster**
- **Leaflet from outlets**

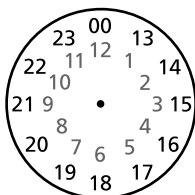
Using this timetable

Timetables show the direction of travel, bus numbers and the days of the week.

- Main stops on the route are listed on the left. Each journey reads down the page.
- Where no time is shown against a particular stop, the bus does not stop there on that journey.
- Check any symbols which are shown and the meanings at the bottom of the page.
- A route plan is also included in this leaflet.

Using the 24 hour clock

Times are shown in four figures. The first two are the hour and the last two are the minutes.



Examples:

0921 is 21 minutes past 9am

2148 is 48 minutes past 9pm

Tickets and information

Bus companies offer a range of tickets for use on their own buses. For travel on any service in the County, use System One tickets, including DaySaver.

Travelshops provide tickets, information and journey planning advice on buses, trains and trams for work and pleasure.

Opening times of Travelshops in the area covered by this leaflet

Eccles Church Street

Mon to Fri 7.30am to 4pm

Saturday 8am to 11.45am and 12.30pm to 3.30pm

Sunday* Closed

Manchester Piccadilly Gardens

Mon to Sat 7am to 6pm

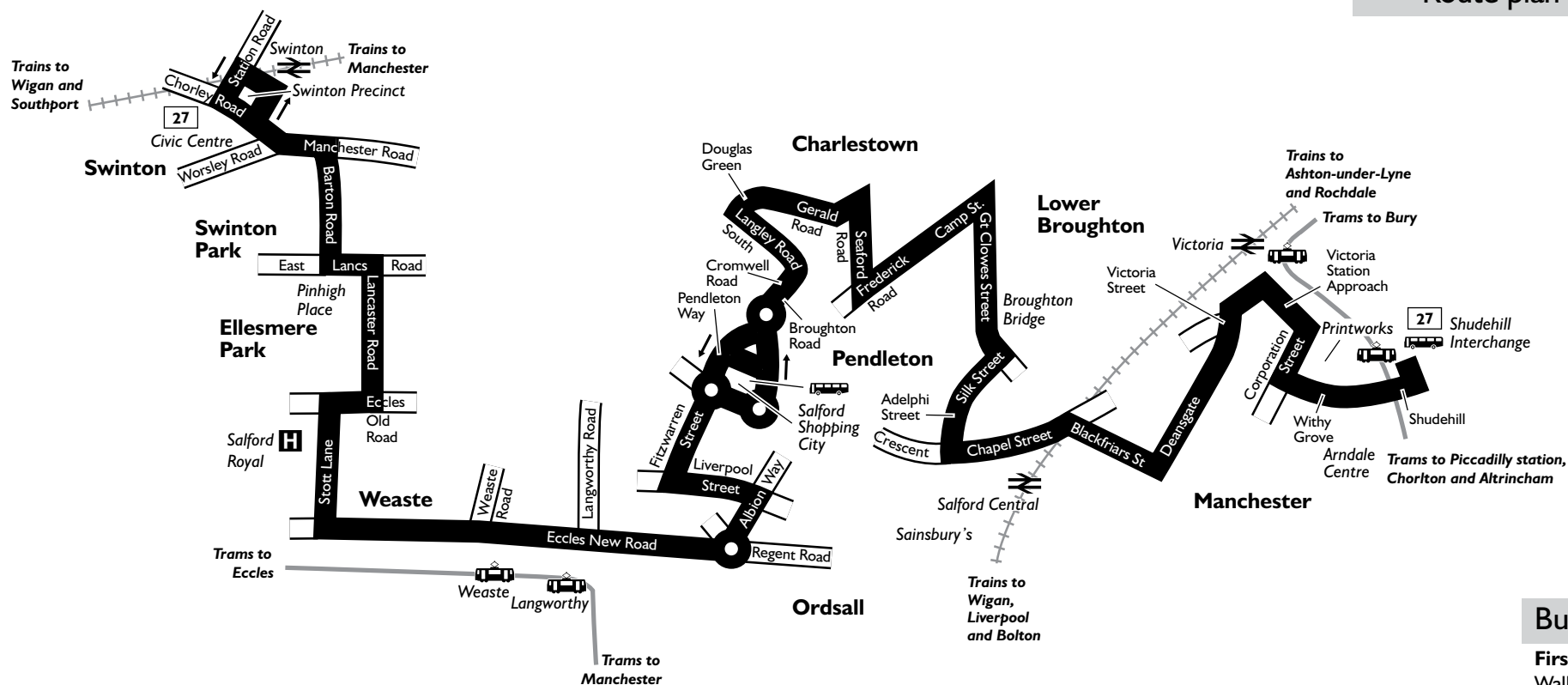
Sunday* 10am to 6pm

Manchester Shudehill Interchange

Mon to Sat 7am to 7.30pm

Sunday* 10am to 1.20pm and 2pm to 5.30pm

*Including public holidays



Buses run by

First Manchester

Wallshaw Street

Oldham

OLI 3TR

Telephone 0161 627 2929










KEY

	– Bus route		– Bus station/ main connection point
	– Train line		– Train station
	– Tram line		– Tram stop
	– Direction of travel		– Hospital
	– Terminus		

Connection points

- Bus:** Salford Shopping City
Manchester Shudehill Interchange
- Train:** Swinton train station
Salford Central train station
Manchester Victoria train station
- Tram:** Weaste tram stop
Langworthy tram stop
Manchester Victoria tram stop
Manchester Shudehill Interchange

Mondays to Fridays




					
Swinton , Station Road 	0722	and every hour until	1522	1622	1722
Swinton Park, Pinhigh Place	0730		1530	1633	1733
Salford Royal Hospital, Stott Lane	0735		1535	1640	1740
Weaste, Tram Stop 	0738		1538	1645	1745
Trafford Road/Regent Road	0742		1542	1650	1750
Pendleton, Salford Shopping City 	0750		1550	1700	1800
Douglas Green	0753		1553	1704	1804
Broughton, Camp Street	0759		1559	1711	1811
Salford, Adelphi Street	0804		1604	1717	1817
Manchester , Shudehill Int  	0814		1614	1729	1829

Saturdays

			
Swinton , Station Road 	0822	and every hour until	1722
Swinton Park, Pinhigh Place	0830		1730
Salford Royal Hospital, Stott Lane	0835		1735
Weaste, Tram Stop 	0838		1738
Trafford Road/Regent Road	0842		1742
Pendleton, Salford Shopping City 	0850		1750
Douglas Green	0853		1753
Broughton, Camp Street	0859		1759
Salford, Adelphi Street	0904		1804
Manchester , Shudehill Int  	0914		1814

Bus 27 does not run on Sundays or Public Holidays.

Bus 27 is provided with the financial support of Transport for Greater Manchester.


Connection points:  – Bus  – Train  – Tram

 – **Easy access bus.** See inside front cover of this Bus Times leaflet for details.

Mondays to Fridays




				
Manchester , Shudehill Int 	0720		1620	1750
Salford, Adelphi Street	0735		1635	1805
Broughton, Camp Street	0740		1640	1810
Douglas Green	0749	and every hour until	1649	1819
Pendleton, Salford Shopping City 	0753		1653	1823
Trafford Road/Regent Road	0802		1702	1832
Weaste, Tram Stop 	0807		1707	1837
Salford Royal Hospital, Stott Lane	0810		1710	1840
Swinton Park, Pinhigh Place	0813		1713	1843
Swinton , Station Road 	0820		1720	1850

Saturdays

			
Manchester , Shudehill Int 	0820		1820
Salford, Adelphi Street	0835		1835
Broughton, Camp Street	0840		1840
Douglas Green	0849	and every hour until	1849
Pendleton, Salford Shopping City 	0853		1853
Trafford Road/Regent Road	0902		1902
Weaste, Tram Stop 	0907		1907
Salford Royal Hospital, Stott Lane	0910		1910
Swinton Park, Pinhigh Place	0913		1913
Swinton , Station Road 	0920		1920

Bus 27 does not run on Sundays or Public Holidays.

Bus 27 is provided with the financial support of Transport for Greater Manchester.

Connection points:  – Bus  – Train  – Tram

 – **Easy access bus.** See inside front cover of this Bus Times leaflet for details.