

Changes since the last edition

Bus 360

Minor timetable changes. Evening, Sunday and Public Holiday journeys are now run by South Lancs Travel.



traveline

For public transport information
phone **0871 200 22 33**

7am – 8pm Mon to Fri

8am – 8pm Sat, Sun & public holidays

Calls cost 10p a minute plus network extras

This timetable is available online at
www.tfgm.com

©Transport for Greater Manchester
PO Box 429 • Manchester • M60 1HX
12-0344-G360-3500-0312

Printed on coated recycled paper made using 50% recycled fibre from post consumer sources and 50% virgin fibre from sustainable forests.



15 April 2012

BusTimes

Bus Number

360



Easy access
on all buses

Serving

Warrington

Winwick

Newton-le-Willows

Golborne

Abram

Platt Bridge

Ince-in-Makerfield

Wigan

Buses run by

Arriva North West

South Lancs Travel



Transport for
Greater Manchester



Further information

Mail-out service and alternative formats

To ask for leaflets to be sent to you, or to request large print, Braille or recorded information visit www.tfgm.com or phone **0871 200 22 33**

Easy access on buses



Journeys displaying this symbol in the timetable are run with **low floor** buses which have no steps at the entrance, making getting on and off easier. Where shown, **low floor** buses have a ramp for access and a dedicated space for wheelchairs and pushchairs inside the bus.

The bus operator will always try to provide easy access services where these services are scheduled to run. In case of difficulty, please contact the bus operator.

Service changes

A summary of service changes is available in the following places:

- **Website**
- **Bus Station poster**
- **Leaflet from outlets**

Using this timetable

Timetables show the direction of travel, bus numbers and the days of the week.

- Main stops on the route are listed on the left. Each journey reads down the page.
- Where no time is shown against a particular stop, the bus does not stop there on that journey.
- Check any symbols which are shown and the meanings at the bottom of the page.
- A route plan is also included in this leaflet.

Using the 24 hour clock

Times are shown in four figures. The first two are the hour and the last two are the minutes.



Examples:

0921 is 21 minutes past 9am

2148 is 48 minutes past 9pm

Tickets and information

Bus companies offer a range of tickets for use on their own buses. For travel on any service in the County, use System One tickets, including DaySaver.

Travelshops provide tickets, information and journey planning advice on buses, trains and trams for work and pleasure.



















































































































































Opening times of Travelshops in the area covered by this leaflet




Wigan Bus Station

Mon to Sat 8.30am to 1.15pm and 2pm to 4pm
Sunday* Closed

*Including public holidays

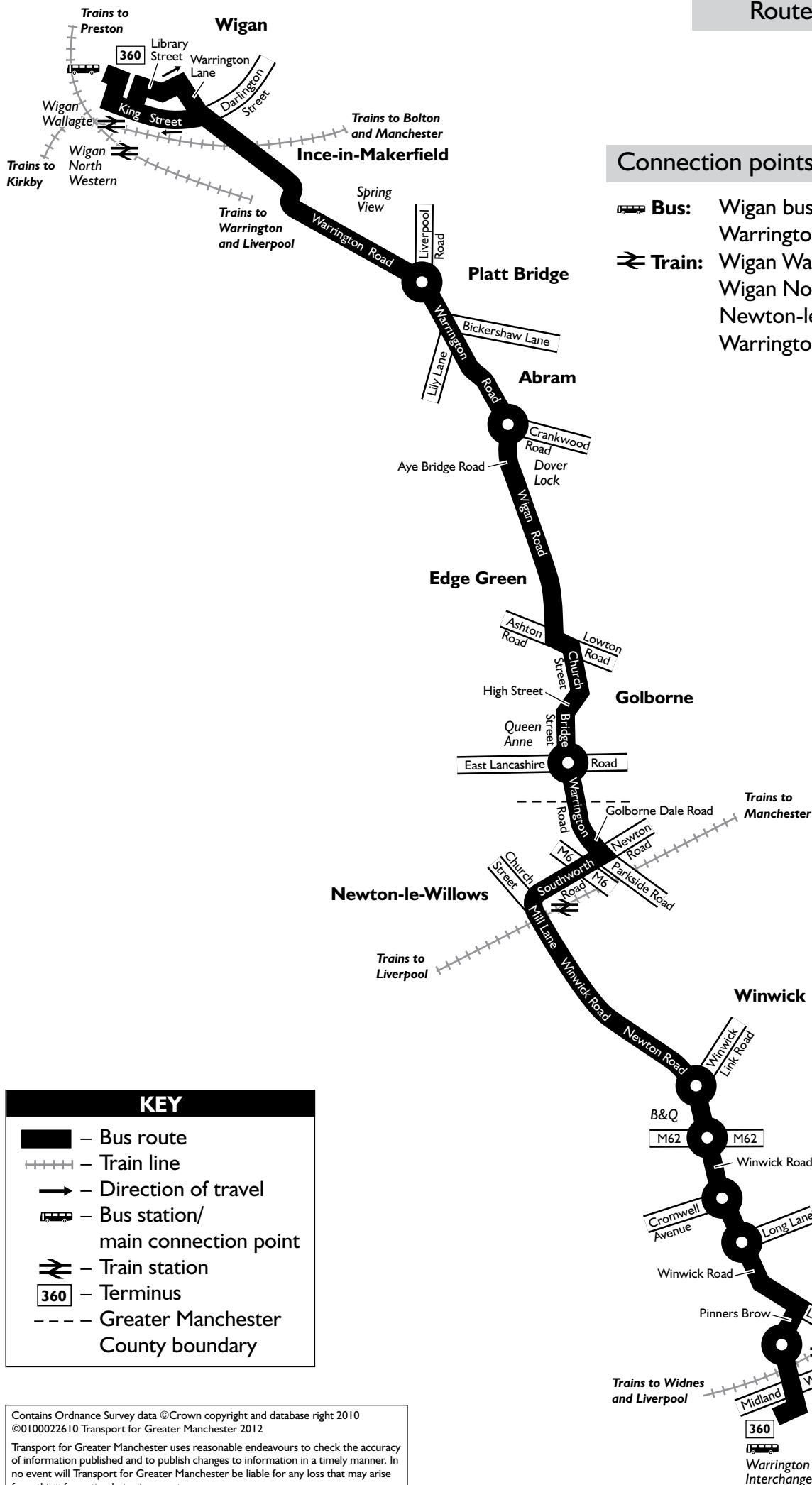
Mondays to Fridays

Wigan, Bus Station 	0701	0723	0738	0739	0753		08	23	38	53		1738	1753	1826	1930	2030	2130	2230
Platt Bridge, Iceland	0714	0736	0751	0751	0806		21	36	51	06	mins	1751	1806	1839	1943	2043	2143	2243
Golborne, High Street	0649	0722	0746	0804	0759	0814	29	44	59	14	past	1759	1814	1847	1949	2049	2149	2249
Golborne, Queen Anne					0801		31		01		each	1801						
Newton, Train Station 	0657	0730	0754		0822			52		22	hour		1822	1855	1955	2055	2155	2255
Winwick, B&Q	0703	0736	0804		0828			58		28	until		1828	1901				
Warrington, Interchange 	0717	0750	0819		0842			12		42			1842	1915				

Saturdays



Connection points

- Bus:** Wigan bus station
Warrington Interchange
- Train:** Wigan Wallgate train station
Wigan North Western train station
Newton-le-Willows train station
Warrington Central train station

Buses run by

Arriva North West

73 Ormskirk Road
Aintree
Liverpool
L9 5AE
Telephone 0844 800 4411










South Lancs Travel

Unit 22/23 Chanters
Industrial Estate
Atherton
M46 9BP
Telephone 01942 888893


KEY

- Bus route
- Train line
- Direction of travel
- Bus station/
main connection point
- Train station
- Terminus
- Greater Manchester
County boundary



Sundays and Public Holidays*


	  	  
Wigan , Bus Station  	1220	2220
Platt Bridge, Iceland	1233	2233
Golborne, High Street	1239	2239
Newton , Train Station 	1245	2245

 – Journey provided with the financial support of Transport for Greater Manchester.

 – Run by South Lincs Travel.

* – For details of buses during Christmas and New Year, please ring 0871 200 22 33.

Connection points:  – Bus  – Train

 – **Easy access bus.** See inside front cover of this Bus Times leaflet for details.

Warrington — Newton-le-Willows — Golborne — Wigan

360

Mondays to Fridays

						SH	⊕											
Warrington, Interchange					0722			0752		0825			55		25		1655	1725
Winwick, B&Q					0737			0807		0838			08		38		1708	1738
Newton, Train Station			0714		0744			0814		0844			14		44		1714	1744
Golborne, Queen Anne	0630	0700		0735		0805			0835				05		35		1705	
Golborne, High Street	0632	0702	0722	0737	0752	0807	0807	0822	0837	0852			07	22	37	52	1707	1722
Platt Bridge, Iceland	0640	0710	0730	0745	0800	0815	0815	0830	0845	0900			15	30	45	00	1715	1800
Wigan, Bus Station	0655	0725	0745	0800	0815	0830	0830	0845	0900	0915			30	45	00	15	1730	1815

			■	■	■	■												
Warrington, Interchange	1755	1830																
Winwick, B&Q	1808	1843																
Newton, Train Station	1814	1849	2000	2100	2200	2300												
Golborne, High Street	1822	1857	2006	2106	2206	2306												
Platt Bridge, Iceland	1830	1905	2012	2112	2212	2312												
Wigan, Bus Station	1845	1920	2025	2125	2225	2325												

Saturdays

																■		■
Warrington, Interchange			0825			55		25					1625	1655	1725	1755	1830	
Winwick, B&Q			0838			08		38					1638	1708	1738	1808	1843	
Newton, Train Station			0844			14		44					1644	1714	1744	1814	1849	2000
Golborne, Queen Anne	0750	0820		0905			35		05				1635					
Golborne, High Street	0752	0822	0852	0907		22	37	52	07				1637	1652	1722	1752	1822	1857
Platt Bridge, Iceland	0800	0830	0900	0915		30	45	00	15				1645	1700	1730	1800	1830	1905
Wigan, Bus Station	0815	0845	0915	0930		45	00	15	30				1700	1715	1745	1815	1845	1920

■ – Journey provided with the financial support of Transport for Greater Manchester.

■ – Run by South Lancs Travel. All other journeys are run by Arriva North West.










⊕ – Schooldays only.

SH – School holidays only.


Connection points: – Bus – Train

– **Easy access bus.** See inside front cover of this Bus Times leaflet for details.



Sundays and Public Holidays*

	  		  
Newton, Train Station 	1154	and	2154
Golborne, High Street	1200	every	2200
Platt Bridge, Iceland	1206	hour	2206
Wigan, Bus Station  	1219	until	2219

 – Journey provided with the financial support of Transport for Greater Manchester.

 – Run by South Lancs Travel.

* – For details of buses during Christmas and New Year, please ring 0871 200 22 33.

Connection points:  – Bus  – Train

 – **Easy access bus.** See inside front cover of this Bus Times leaflet for details.