



16 April 2012

# BusTimes

## Changes since the last edition

### Bus 635

Times changed.

## Save money with South Lincs

SLT Day and Weekly tickets valid on all normal SLT services for 1 or 7 days. Buy them from the driver on the bus at anytime. Children under 16 must have an IGO card as ID.

	DAY	WEEKLY
<b>ADULT</b>	<b>£4.20</b>	<b>£14</b>
<b>16 to 18</b>	<b>£3.20</b>	<b>£12</b>
<b>CHILD</b> under 16	<b>£2.10</b>	<b>£7</b>



# traveline

For public transport information  
phone **0871 200 22 33**

**7am – 8pm** Mon to Fri

**8am – 8pm** Sat, Sun & public holidays

Calls cost 10p a minute plus network extras

This timetable is available online at

**www.tfgm.com**

©Transport for Greater Manchester  
PO Box 429 • Manchester • M60 1HX  
12-0388-G611-7500-0312

Printed on coated recycled paper made using 50% recycled fibre from post consumer sources and 50% virgin fibre from sustainable forests.

## Bus Numbers

# 611 612 635



Easy access  
on all buses

## Serving

**Standish**

**Shevington Moor**

**Wrightington Hospital**

**Shevington Vale**

**Appley Bridge**

**Shevington**

**Wigan**

## Buses run by

**First Manchester**

**Maytree Travel**

**South Lincs Travel**

**Wigan Buses**



# Further information

## Mail-out service and alternative formats

To ask for leaflets to be sent to you, or to request large print, Braille or recorded information visit [www.tfgm.com](http://www.tfgm.com) or phone **0871 200 22 33**

## Easy access on buses



Journeys displaying this symbol in the timetable are run with **low floor** buses which have no steps at the entrance, making getting on and off easier. Where shown, **low floor** buses have a ramp for access and a dedicated space for wheelchairs and pushchairs inside the bus.

**The bus operator will always try to provide easy access services where these services are scheduled to run. In case of difficulty, please contact the bus operator.**

## Service changes

A summary of service changes is available in the following places:

- **Website**
- **Bus Station poster**
- **Leaflet from outlets**

## Using this timetable

Timetables show the direction of travel, bus numbers and the days of the week.

- Main stops on the route are listed on the left. Each journey reads down the page.
- Where no time is shown against a particular stop, the bus does not stop there on that journey.
- Check any symbols which are shown and the meanings at the bottom of the page.
- A route plan is also included in this leaflet.

## Using the 24 hour clock

Times are shown in four figures. The first two are the hour and the last two are the minutes.



Examples:

0921 is 21 minutes past 9am

2148 is 48 minutes past 9pm

## Tickets and information

Bus companies offer a range of tickets for use on their own buses. For travel on any service in the County, use System One tickets, including DaySaver.

**Travelshops** provide tickets, information and journey planning advice on buses, trains and trams for work and pleasure.








## Opening times of Travelshops in the area covered by this leaflet

### Wigan Bus Station

















Mon to Sat 8.30am to 1.15pm and 2pm to 4pm  
Sunday\* Closed

\*Including public holidays

## Mondays to Saturdays


					
Bus number	612	612	612	612	612
Wigan, Bus Station 	1905	2005	2105	2205	2305
Evan House Farm	1913	2013	2113	2213	2313
Shevington, Plough and Harrow	1920	2020	2120	2220	2320
Randalls Corner, Post Office	1924	2024	2124	2224	2324
Wrightington Hospital	1929	2029	2129	2229	2329
Randall's Corner, Post Office	1935	2035	2135	2235	2335
Shevington, Plough and Harrow	1938	2038	2138	2238	2338
Evan House Farm	1944	2044	2144	2244	2344
Wigan, Bus Station 	1958	2053	2153	2253	2353

## Sundays

														
Bus number	612	611	612	611	611	612	612	612	612	612	612	612	612	612
Wigan, Bus Station 	1005	1035		05	35		1835	1905	2005	2105	2205	2305		2305
Evan House Farm	1013	1043		13	43		1843	1913	2013	2113	2213	2313		2313
Shevington, Plough and Harrow	1020	1050		20	50		1850	1920	2020	2120	2220	2320		2320
Randalls Corner, Post Office	1024	1054		24	54		1854	1924	2024	2124	2224	2324		2324
Wrightington Hospital	1029	1059		29	59		1859	1929	2029	2129	2229	2329		2329
Randall's Corner, Post Office	1035	1105		35	05		1905	1935	2035	2135	2235	2335		2335
Shevington, Plough and Harrow	1038	1108		38	08		1908	1938	2038	2138	2238	2338		2338
Evan House Farm	1044	1114		44	14		1914	1944	2044	2144	2244	2344		2344
Wigan, Bus Station 	1053	1123		53	23		1923	1953	2053	2153	2253	2353		2353

## Public Holidays\*



**Bus 611 does not run on Mondays to Saturdays or Public Holidays.**


 – Journey provided with the financial support of Transport for Greater Manchester.

★ – Run by Wigan Buses.



◆ – Run by Maytree Travel. } South Lincs Travel tickets are **not** valid on these journeys.

\* – For details of buses during Christmas and New Year, please ring 0871 200 22 33.

**Connection points:**  – Bus  – Train

 – **Easy access bus.** See inside front cover of this Bus Times leaflet for details.

## Connection points

-  **Bus:** Wigan bus station
-  **Train:** Appley Bridge train station  
Wigan North Western train station  
Wigan Wallgate train station

## Buses run by

### First Manchester

Wallshaw Street  
Oldham  
OL1 3TR  
Telephone 0161 627 2929

### Maytree Travel

Smethurst Lane  
Bolton  
BL4 0DB  
Telephone 01204 665671  
E-mail: [info@maytreetravel.co.uk](mailto:info@maytreetravel.co.uk)

### South Lancs Travel

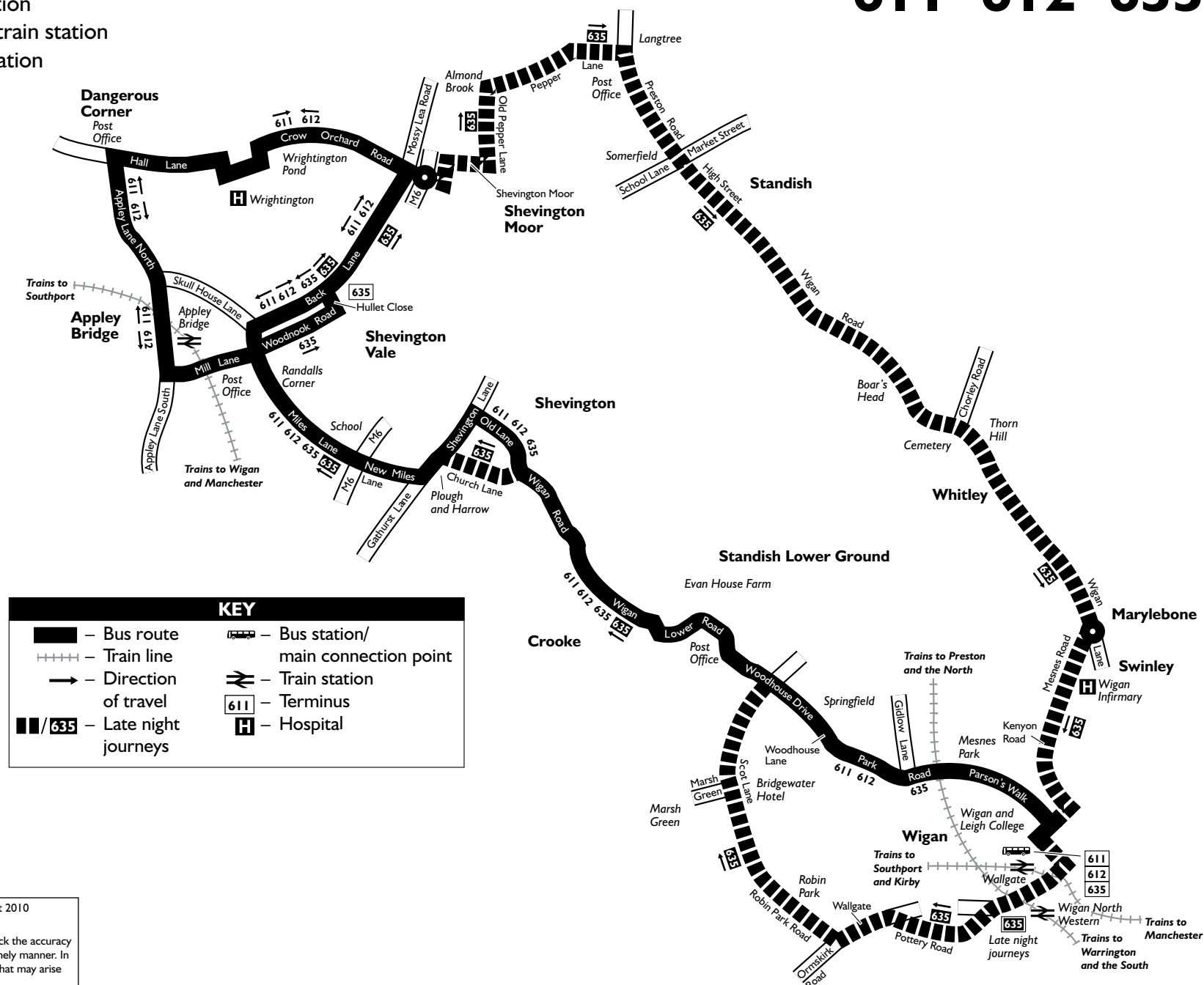
Unit 22/23 Chanters Industrial Estate  
Atherton  
M46 9BE  
Telephone 01942 888893

### Wigan Buses

54B Kirkless Industrial Estate  
Cale Lane  
New Springs  
Wigan  
WN2 1HF  
Telephone: 01942 820343

## Route plan for bus numbers

# 611 612 635






















Contains Ordnance Survey data ©Crown copyright and database right 2010  
©0100022610 Transport for Greater Manchester 2012

Transport for Greater Manchester uses reasonable endeavours to check the accuracy of information published and to publish changes to information in a timely manner. In no event will Transport for Greater Manchester be liable for any loss that may arise from this information being inaccurate.

# Shevington Vale — Shevington — Wigan

635


## Mondays to Fridays

																		
<b>Shevington Vale</b> , Hullet Close	0630	0700	0715	0730	0745	0800	0815	0830	0845	0855	0910	0922	and every 12 mins until	1710	1730	1755	1820	1850
Shevington, Plough and Harrow	0634	0704	0719	0734	0750	0805	0820	0835	0850	0900	0914	0926		1714	1734	1759	1824	1855
Evan House Farm	0641	0711	0726	0741	0758	0813	0828	0843	0858	0907	0921	0933		1721	1741	1806	1831	1905
<b>Wigan</b> , Bus Station  	0650	0720	0735	0752	0810	0825	0840	0855	0910	0919	0931	0943		1731	1751	1816	1840	1915



## Saturdays


									
<b>Shevington Vale</b> , Hullet Close	0715	0745	0810	0830	0850	and every 15 mins until	1735	1820	1850
Shevington, Plough and Harrow	0719	0749	0814	0834	0854		1739	1824	1855
Evan House Farm	0726	0756	0821	0841	0900		1745	1830	1905
<b>Wigan</b> , Bus Station  	0735	0805	0830	0850	0910		1755	1840	1915

**Bus 635 does not run on Sundays or Public Holidays.**

 – Journey provided with the financial support of Transport for Greater Manchester.

The journeys above are run by South Lincs Travel.

**Connection points:**  – Bus  – Train




















 – **Easy access bus.** See inside front cover of this Bus Times leaflet for details.







# Wigan — Shevington — Shevington Vale

635

Includes late night journeys serving Marsh Green and Standish

## Mondays to Fridays



																		
<b>Wigan</b> , Bus Station  	0655	0722	0735	0800	0815	0830	0845	0900	0912	0924	and every 12 mins until	1648	1700	1715	1730	1745	1800	1830
Evan House Farm	0703	0730	0744	0809	0824	0839	0854	0909	0921	0933		1657	1711	1726	1741	1754	1809	1838
Shevington, Plough and Harrow	0708	0737	0750	0819	0834	0845	0900	0915	0927	0939		1703	1717	1732	1747	1800	1815	1845
<b>Shevington Vale</b> , Hullet Close	0715	0742	0755	0825	0840	0851	0906	0921	0933	0945		1709	1725	1740	1755	1806	1820	1850


				
	F	F	F	F
<b>Wigan</b> , North Western Train Station 	0020	0120	0220	0320
Marsh Green, Scot Lane	0026	0126	0226	0326
Evan House Farm	0030	0130	0230	0330
Shevington Vale, Plough and Harrow	0034	0134	0234	0334
Randalls Corner	0037	0137	0237	0337
Shevington Moor	0040	0140	0240	0340
Standish, Pole Street	0047	0147	0247	0347
<b>Wigan</b> , North Western Train Station 	0102	0202	0302	0402

 – Journey provided with the financial support of Transport for Greater Manchester.

● – Run by First Manchester. South Lancs Travel tickets are **not** valid on these journeys. All other journeys are run by South Lancs Travel.

F – Friday nights/Saturday mornings only.

**Connection points:**  – Bus  – Train

 – **Easy access bus.** See inside front cover of this Bus Times leaflet for details.

# Wigan — Shevington — Shevington Vale

635

Includes late night journeys serving Marsh Green and Standish

## Saturdays

<b>Wigan, North Western Train Station</b>															
<b>Wigan, Bus Station</b>	0740	0810	0830	0855	0915	0930	and every 15 mins until	1730	1800	1830		0020	0120	0220	0320
Marsh Green, Scot Lane												0026	0126	0226	0326
Evan House Farm	0748	0818	0839	0904	0924	0939		1739	1809	1838		0030	0130	0230	0330
Shevington, Plough and Harrow	0755	0825	0845	0910	0930	0945		1745	1815	1845		0034	0134	0234	0334
<b>Shevington Vale, Hullet Close</b>	0800	0830	0850	0915	0935	0950		1750	1820	1850					
Randalls Corner												0037	0137	0237	0337
Shevington Moor												0040	0140	0240	0340
Standish, Pole Street												0047	0147	0247	0347
<b>Wigan, North Western Train Station</b>												0102	0202	0302	0402

**Bus 635 does not run on Sundays or Public Holidays.**

– Journey provided with the financial support of Transport for Greater Manchester.

– Run by First Manchester. South Lancs Travel tickets are **not** valid on these journeys. All other journeys are run by South Lancs Travel.

**Connection points:** – Bus – Train

– **Easy access bus.** See inside front cover of this Bus Times leaflet for details.