



From 28 January

680

New Monday to Saturday daytime route
introduced.

Bus

680



Easy access on all buses

Shakerley
Atherton
Howe Bridge
Parsonage Retail Park
Leigh

28 January 2013



traveline

For public transport information
phone **0871 200 22 33**

7am – 8pm Mon to Fri

8am – 8pm Sat, Sun & public holidays

Calls cost 10p a minute plus network extras

This timetable is available online at
www.tfgm.com

PO Box 429, Manchester, M60 1HX
©Transport for Greater Manchester 12-1975–G680–2500–0113

Operated by
Maytree Travel

Additional information

Alternative format

To ask for leaflets to be sent to you, or to request large print, Braille or recorded information phone 0871 200 22 33 or visit www.tfgm.co.uk

Easy access on buses



Journeys run with low floor buses have no steps at the entrance, making getting on and off easier. Where shown, low floor buses have a ramp for access and a dedicated space for wheelchairs and pushchairs inside the bus. The bus operator will always try to provide easy access services where these services are scheduled to run.

Using this timetable

Timetables show the direction of travel, bus numbers and the days of the week. Main stops on the route are listed on the left. Where no time is shown against a particular stop, the bus does not stop there on that journey. Check any letters which are shown in the timetable against the key at the bottom of the page.

Where to find information about service changes

www.tfgm.co.uk

Bus station posters

Leaflets from outlets.

Tickets and information

Bus companies offer a range of tickets for use on their own buses. For travel on any service in the County, use System One tickets, including DaySaver. Travelshops provide tickets, information and journey planning advice on buses, trains and trams for work and pleasure.

Using the 24 hour clock

Times are shown in four figures. The first two are the hour and the last two are the minutes.

0753 is 53 minutes past 7am

1953 is 53 minutes past 7pm



Operator details

Maytree Travel

Smethurst Lane, Bolton, BL4 0DB

Telephone 01204 665671

E-mail: info@maytreetravel.co.uk

Travelshops

Leigh Bus Station

Monday 9.30am to 1.15pm and 2pm to 5pm

Tue to Thur 8.30am to 1.15pm and 2pm to 4pm

Friday 7.30am to 11.15am and 12pm to 3pm







Saturday 8.30am to 1.15pm and 2pm to 4pm

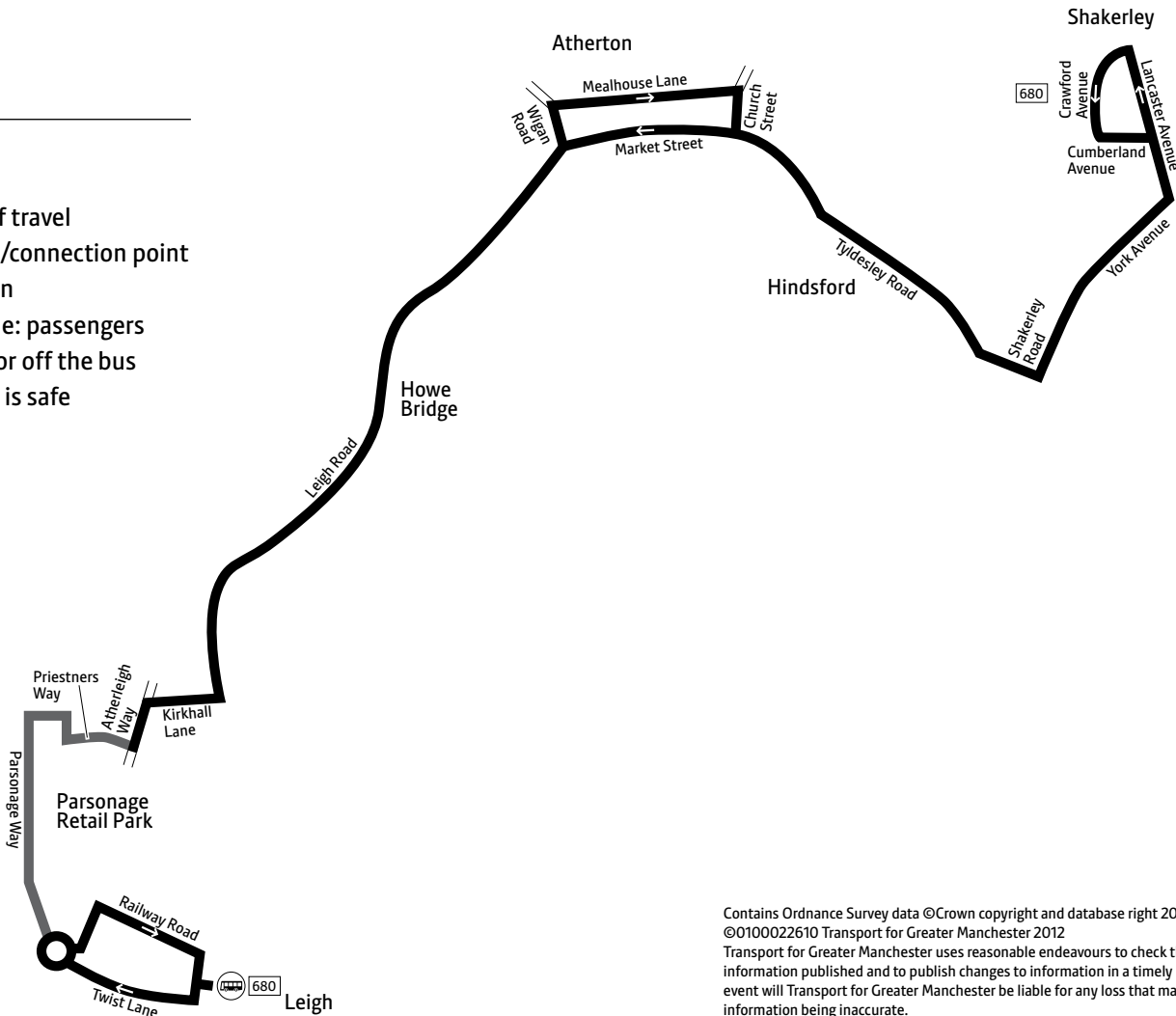
Sunday* Closed

*Including public holidays

680

Key

-  Bus route
-  Direction of travel
-  Bus station/connection point
-  Train station
-  Hail and ride: passengers can get on or off the bus wherever it is safe
-  Terminus



Contains Ordnance Survey data ©Crown copyright and database right 2010
©0100022610 Transport for Greater Manchester 2012
Transport for Greater Manchester uses reasonable endeavours to check the accuracy of information published and to publish changes to information in a timely manner. In no event will Transport for Greater Manchester be liable for any loss that may arise from this information being inaccurate.



Shakerley — Atherton — Parsonage Retail Park — Leigh

680

Mondays to Fridays

			
Shakerley, Crawford Avenue	0712	and	1712
Atherton, Punch Bowl	0721	every	1721
Parsonage Retail Park	0731	hour	1731
Leigh, Bus Station	0740	until	1740

Saturdays

		
0812	and	1712
0821	every	1721
0831	hour	1731
0840	until	1740




Leigh — Parsonage Retail Park — Atherton — Shakerley

680


Mondays to Fridays

				
Leigh, Bus Station	0745	and	1645	1750
Parsonage Retail Park	0752	every	1652	1757
Atherton, Mealhouse Lane	0801	hour	1701	1806
Shakerley, Crawford Avenue	0811	until	1711	1816

Saturdays

			
0845	and	1645	1750
0852	every	1652	1757
0901	hour	1701	1806
0911	until	1711	1816

Bus 680 does not run on Sundays or public holidays

 – Easy access bus. See inside front cover of this Bus Times leaflet for details.