



---

From 4 September

**487**

The 1445 journey from Derby High School and 1449 journey from Bury are withdrawn. The 1555 journey from Derby High School will run on all schooldays

---

Bus

**487**



Easy access on most buses

---

Nangreaves  
Walmersley  
Limefield  
Seedfield  
Bury

---

**From 4 September 2016**

---

For public transport information  
phone **0161 244 1000**

7am – 8pm Mon to Fri

8am – 8pm Sat, Sun & public holidays

---

This timetable is available online at  
**[www.tfgm.com](http://www.tfgm.com)**

---

Operated by  
**Rosso**

# Additional information

---

## Alternative format

To ask for leaflets to be sent to you, or to request large print, Braille or recorded information phone 0161 244 1000 or visit [www.tfgm.com](http://www.tfgm.com)

---

## Easy access on buses



Journeys run with low floor buses have no steps at the entrance, making getting on and off easier. Where shown, low floor buses have a ramp for access and a dedicated space for wheelchairs and pushchairs inside the bus. The bus operator will always try to provide easy access services where these services are scheduled to run.

---

## Using this timetable

Timetables show the direction of travel, bus numbers and the days of the week. Main stops on the route are listed on the left. Where no time is shown against a particular stop, the bus does not stop there on that journey. Check any letters which are shown in the timetable against the key at the bottom of the page.

---

## Where to find information about service changes

[www.tfgm.com](http://www.tfgm.com)

Bus station posters

Leaflets from outlets.

---

## Tickets and information

Bus companies offer a range of tickets for use on their own buses. For travel on any service in the County, use System One tickets, including DaySaver. Travelshops provide tickets, information and journey planning advice on buses, trains and trams for work and pleasure.

---

## Using the 24 hour clock

Times are shown in four figures. The first two are the hour and the last two are the minutes.

0753 is 53 minutes past 7am

1953 is 53 minutes past 7pm



## Operator details

### Rosso

Knowsley Park Way, Haslingden,  
Rossendale, Lancashire, BB4 4RS  
Telephone 01706 390 520  
email: [getintouch@rossobus.com](mailto:getintouch@rossobus.com)

---

## Travelshops

### Bury Interchange

Mon to Fri 7am to 5.30pm

Saturday 8am to 5.30pm

Sunday\* Closed

\*Including public holidays

---

# 487

Key

Bus route

Tram line

Bus station/connection point

Metrolink stop

487

Terminus

The map illustrates the path of bus route 487, starting at Nangreaves and ending at Bury Interchange. The route is shown as a thick black line. Key locations and roads along the way include: Nangreaves, Mount Pleasant, Walmersley Old Road, M66, Lancaster Drive, Post Office, Walmersley, Limefield, Seedfield, Chesham Road, Peel Way, Moorgate, Bury, Derby Way, Rochdale Road, Angoulême Way, and Bury Interchange. The route also passes near Walmersley Road and Walmersley. A box with the number 487 is placed at the start and end of the route. A tram line is shown near Bury Interchange, with a label 'Trams to Manchester and Altrincham'.









Contains Ordnance Survey data ©Crown copyright and database right 2010  
©0100022610 Transport for Greater Manchester 2016  
Transport for Greater Manchester uses reasonable endeavours to check the accuracy of information published and to publish changes to information in a timely manner. In no event will Transport for Greater Manchester be liable for any loss that may arise from this information being inaccurate.

## Nangreaves — Bury

487

### Mondays to Fridays

### Saturdays

													
Nangreaves	0705	0802	0941	and	1441	1626	1641	1741	1841		0841	and	1741
Walmersley, Post Office	0711	0809	0947	every hour	1447	1632	1647	1747	1847		0847	every hour	1747
Bury, Interchange	0724	0825	1000	until	1500	1645	1700	1800	1900		0900	until	1800







a

## Bury — Nangreaves

487

### Mondays to Fridays

### Saturdays


											
				c							
Bury, Interchange	0922	and	1422	1603	1622	1722	1822		0922	and	1722
Walmersley, Post Office	0932	every hour	1432	1613	1632	1732	1832		0932	every hour	1732
Nangreaves	0938	until	1438	1619	1638	1738	1838		0938	until	1738

Bus 487 does not run on Sundays or public holidays

Bus 487 is provided partly with the financial support of Transport for Greater Manchester

a – Continues to Derby High School on schooldays arriving at 0835

c – Starts from Derby High School at 1555 on schooldays

 – Easy access bus. See inside front cover of this Bus Times leaflet for details