



From 22 July

683

Route changed to run between
Shakerley and Leigh only. Times
are changed.

684

Withdrawn

Bus

683



Easy access on all buses

Shakerley
Atherton
Howe Bridge
Leigh

From 22 July 2018

For public transport information
phone **0161 244 1000**

7am – 8pm Mon to Fri

8am – 8pm Sat, Sun & public holidays

This timetable is available online at
www.tfgm.com

Additional information

Alternative format

To ask for leaflets to be sent to you, or to request large print, Braille or recorded information phone 0161 244 1000 or visit www.tfgm.com

Easy access on buses



Journeys run with low floor buses have no steps at the entrance, making getting on and off easier. Where shown, low floor buses have a ramp for access and a dedicated space for wheelchairs and pushchairs inside the bus. The bus operator will always try to provide easy access services where these services are scheduled to run.

Using this timetable

Timetables show the direction of travel, bus numbers and the days of the week. Main stops on the route are listed on the left. Where no time is shown against a particular stop, the bus does not stop there on that journey. Check any letters which are shown in the timetable against the key at the bottom of the page.

Where to find information about service changes

www.tfgm.com

Bus station posters

Leaflets from outlets.

Tickets and information

Bus companies offer a range of tickets for use on their own buses. For travel on any service in the County, use System One tickets, including DaySaver. Travelshops provide tickets, information and journey planning advice on buses, trains and trams for work and pleasure.

Using the 24 hour clock

Times are shown in four figures. The first two are the hour and the last two are the minutes.

0753 is 53 minutes past 7am

1953 is 53 minutes past 7pm



Operator details

Diamond

Unit 22/23 Chanters Industrial Estate

Atherton, M46 9BE

Telephone 01942 888893

Travelshops

Leigh Bus Station

Monday to Friday 7am to 5.30pm






Saturday 8.30am to 1.15pm and 2pm to 4pm

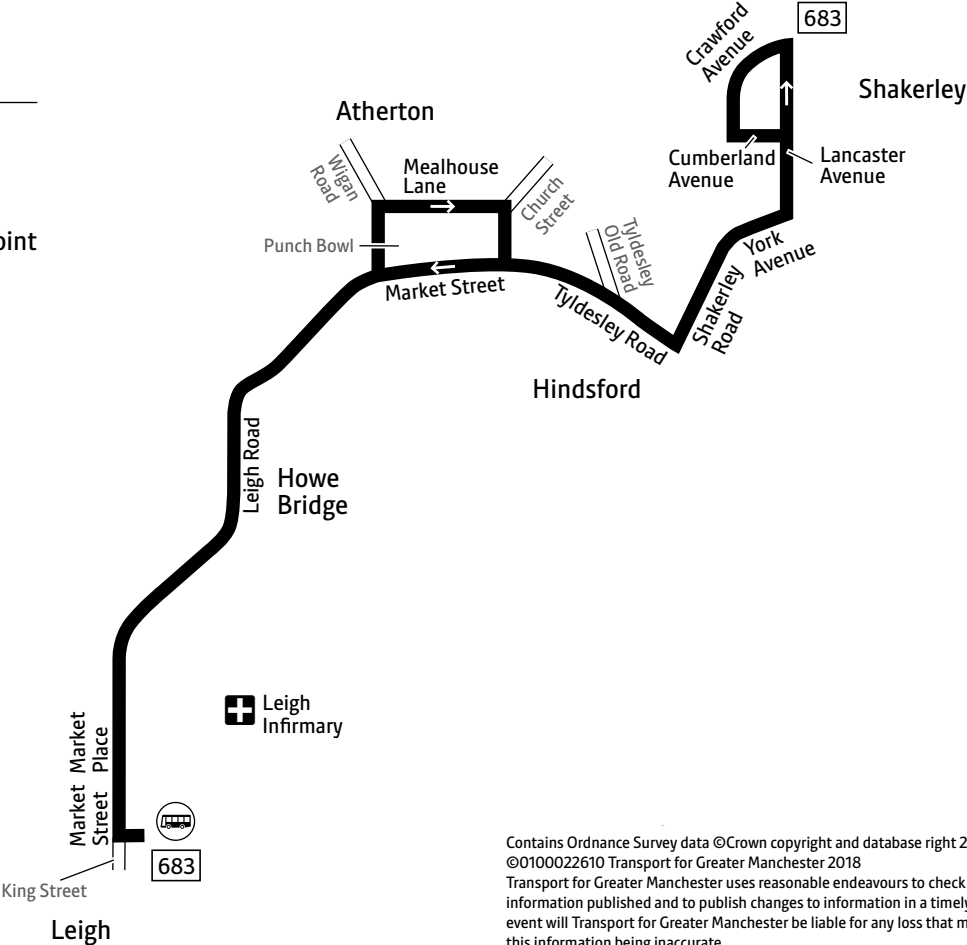
Sunday* Closed

*Including public holidays

683

Key

-  Bus route
-  Direction of travel
-  Bus station/connection point
-  Hospital
-  Terminus



Contains Ordnance Survey data ©Crown copyright and database right 2010
©0100022610 Transport for Greater Manchester 2018
Transport for Greater Manchester uses reasonable endeavours to check the accuracy of information published and to publish changes to information in a timely manner. In no event will Transport for Greater Manchester be liable for any loss that may arise from this information being inaccurate.

Leigh — Atherton — Shakerley circular

683

Mondays to Fridays

Leigh, Bus Station				0810	0830	0915		1445	1515	1610	1710	1740
Atherton, Punch Bowl				0820	0840	0925	and	1455	1525	1620	1720	1750
Hindsford, Tyldesley Old Road				0824	0844	0927	every	1457	1529	1624	1722	1752
Shakerley, Crawford Avenue	0703	0733	0748	0830	0850	0931	30	1501	1535	1630	1726	1756
Hindsford, Tyldesley Old Road	0708	0738	0753	0835	0855	0936	mins	1506	1540	1635		
Atherton, Punch Bowl	0710	0740	0755	0839	0859	0938	until	1508	1544	1639		
Leigh, Bus Station	0720	0750	0805	0849	0909	0948		1518	1554	1649		

Saturdays

Leigh, Bus Station						0915		1645	1715	1745		
Atherton, Punch Bowl						0925	and	1655	1725	1755		
Hindsford, Tyldesley Old Road						0927	every	1657	1727	1757		
Shakerley, Crawford Avenue	0733	0833	0853	0903	0913	0931	30	1701	1731	1801		
Hindsford, Tyldesley Old Road	0738	0838	0858	0908	0918	0936	mins	1706				
Atherton, Punch Bowl	0740	0840	0900	0910	0920	0938	until	1708				
Leigh, Bus Station	0750	0850	0910	0920	0930	0948		1718				

Bus 683 does not run on Sundays or public holidays

♿ – All bus 683 journeys are run using easy access buses. See inside front cover of this leaflet for details