



Bus 34 is now shown in a separate
leaflet

Bus

26



Easy access on all buses

Leigh
Astley
Boothstown
Worsley
Swinton
Irlams o' th' Height
Pendleton
Manchester

From 27 January 2019

For public transport information
phone **0161 244 1000**

7am – 8pm Mon to Fri

8am – 8pm Sat, Sun & public holidays

This timetable is available online at
www.tfgm.com

Operated by
Diamond

Additional information

Alternative format

To ask for leaflets to be sent to you, or to request large print, Braille or recorded information phone 0161 244 1000 or visit www.tfgm.com

Easy access on buses



Journeys run with low floor buses have no steps at the entrance, making getting on and off easier. Where shown, low floor buses have a ramp for access and a dedicated space for wheelchairs and pushchairs inside the bus. The bus operator will always try to provide easy access services where these services are scheduled to run.

Using this timetable

Timetables show the direction of travel, bus numbers and the days of the week. Main stops on the route are listed on the left. Where no time is shown against a particular stop, the bus does not stop there on that journey. Check any letters which are shown in the timetable against the key at the bottom of the page.

Where to find information about service changes

www.tfgm.com

Bus station posters

Leaflets from outlets.

Tickets and information

Bus companies offer a range of tickets for use on their own buses. For travel on any service in the County, use System One tickets, including DaySaver. Travelshops provide tickets, information and journey planning advice on buses, trains and trams for work and pleasure.

Using the 24 hour clock

Times are shown in four figures. The first two are the hour and the last two are the minutes.

0753 is 53 minutes past 7am

1953 is 53 minutes past 7pm



Operator details

Diamond

Unit 22/23 Chanters Industrial Estate,
Atherton M46 9BE
Telephone 01942 888893

Travelshops

Leigh Bus Station

Monday to Friday 7am to 5.30pm

Saturday 8.30am to 1.15pm and 2pm to 4pm

Sunday* Closed

Manchester Piccadilly Gardens

Mon to Sat 7am to 6pm

Sunday 10am to 6pm

Public hols 10am to 5.30pm

Manchester Shudehill Interchange

Mon to Sat 7am to 6pm









Sunday Closed

Public hols 10am to 1.45pm

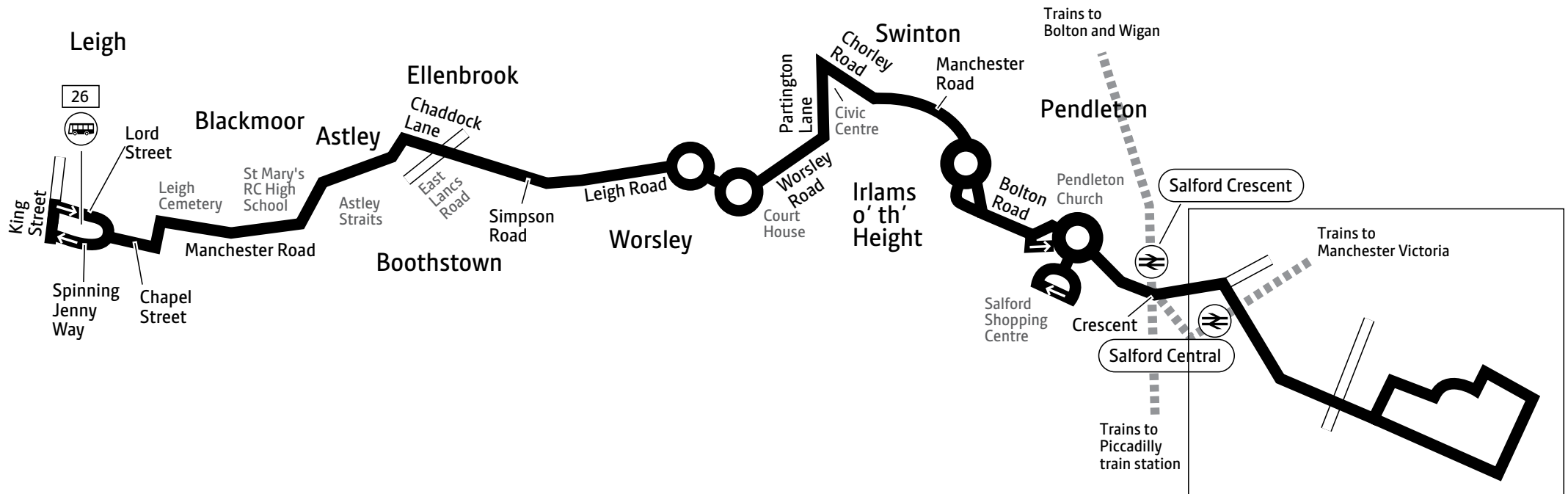
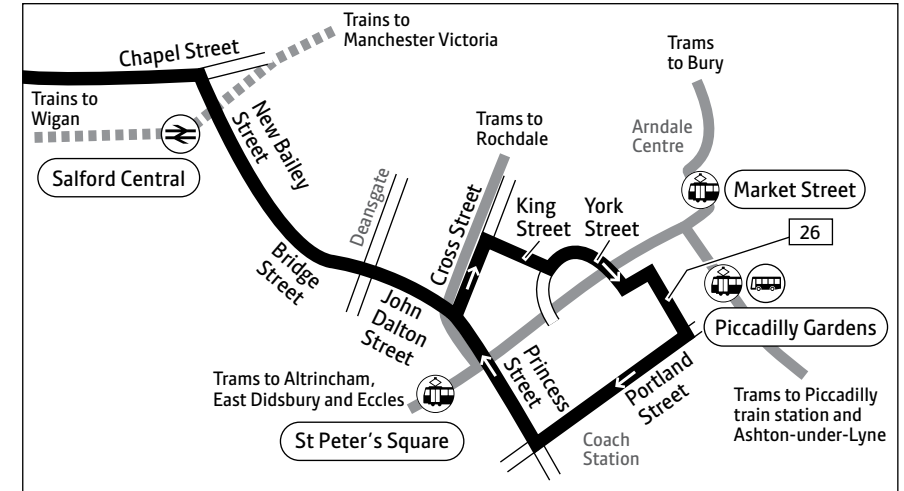
and 2.30pm to 5.30pm

*Including public holidays

Key

-  Bus route
-  Train line
-  Tram line
-  Direction of travel
-  Bus station/connection point
-  Train station
-  Metrolink stop
-  Terminus

Route in Manchester city centre



Daily (except Christmas and New Year period)

Leigh, Bus Station	1915	2015	2115	2215	2315
Astley, St Mary's RC High School	1925	2025	2125	2225	2325
Boothstown, Simpson Road	1931	2031	2131	2231	2331
Worsley, Court House	1936	2036	2136	2236	2336
Swinton, Civic Centre	1942	2042	2142	2242	2342
Salford Shopping Centre	1953	2053	2153	2253	
Manchester, Piccadilly Gardens	2010	2110	2210	2310	

Manchester — Swinton — Worsley — Boothstown — Leigh

Daily (except Christmas and New Year period)

Manchester, Piccadilly Gardens	2015	2115	2215	2315	
Salford Shopping Centre	2031	2131	2231	2331	
Swinton, Civic Centre	2041	2141	2241	2341	
Worsley, Court House	2048	2148	2248	2348	
Boothstown, Simpson Road	2054	2154	2254	2354	
Astley, St Mary's RC High School	2100	2200	2300	0000	
Leigh, Bus Station	2110	2210	2310	0010	

For details of buses during Christmas and New Year, please phone 0161 244 1000

Bus 26 is provided with the financial support of Transport for Greater Manchester

♿ – All bus 26 journeys are run using easy access buses. See inside front cover of this leaflet for details