



From 5 September

594

Wigan Coachways journey is withdrawn

Buses

594 595



Easy access on most buses

Hindley Green

Abbey Lane

Westleigh

Leigh

From 5 September 2016

For public transport information
phone **0161 244 1000**

7am – 8pm Mon to Fri

8am – 8pm Sat, Sun & public holidays

This timetable is available online at
www.tfgm.com

Operated by
Jim Stones Coaches

Additional information

Alternative format

To ask for leaflets to be sent to you, or to request large print, Braille or recorded information phone 0161 244 1000 or visit www.tfgm.com

Easy access on buses



Journeys run with low floor buses have no steps at the entrance, making getting on and off easier. Where shown, low floor buses have a ramp for access and a dedicated space for wheelchairs and pushchairs inside the bus. The bus operator will always try to provide easy access services where these services are scheduled to run.

Using this timetable

Timetables show the direction of travel, bus numbers and the days of the week. Main stops on the route are listed on the left. Where no time is shown against a particular stop, the bus does not stop there on that journey. Check any letters which are shown in the timetable against the key at the bottom of the page.

Where to find information about service changes

www.tfgm.com

Bus station posters

Leaflets from outlets.

Tickets and information

Bus companies offer a range of tickets for use on their own buses. For travel on any service in the County, use System One tickets, including DaySaver. Travelshops provide tickets, information and journey planning advice on buses, trains and trams for work and pleasure.

Using the 24 hour clock

Times are shown in four figures. The first two are the hour and the last two are the minutes.

0753 is 53 minutes past 7am

1953 is 53 minutes past 7pm



Operator details

Jim Stones Coaches

The Jays, 8 Light Oaks Road, Glazebury
Cheshire, WA3 5LH
Telephone 01925 766465

Travelshops

Leigh Bus Station

Monday to Friday 7am to 5.30pm







Saturday 8.30am to 1.15pm and 2pm to 4pm

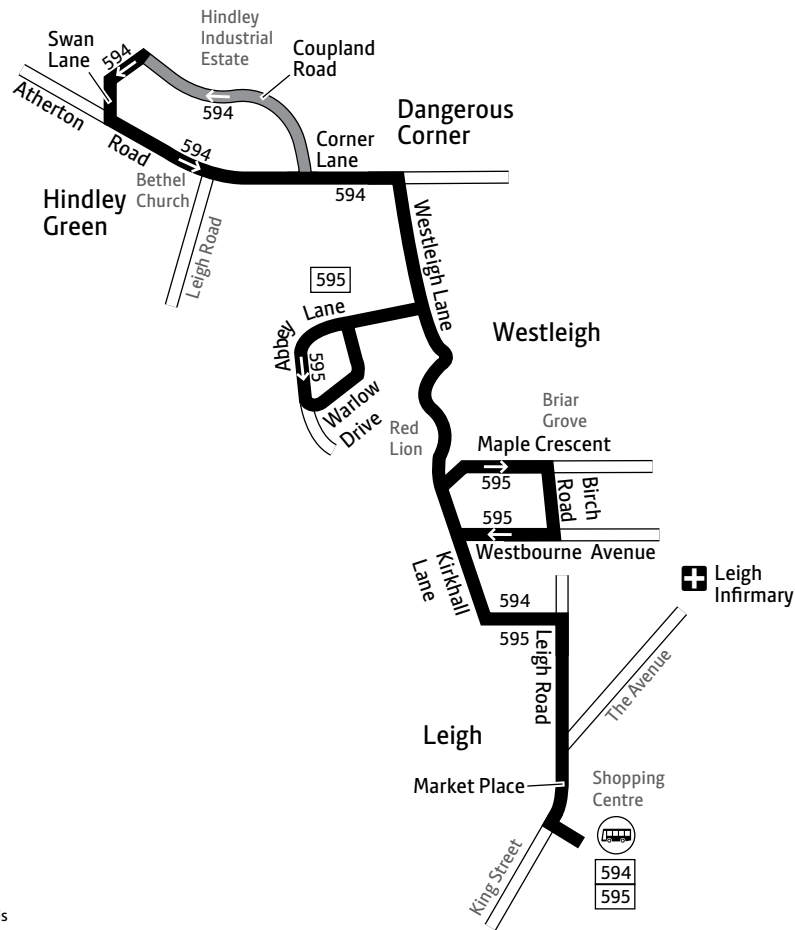
Sunday* Closed

*Including public holidays

594 595

Key

-  Bus route
-  Hail and ride: passengers can get on and off the bus wherever it is safe
-  Direction of travel
-  Bus station/connection point
-  Hospital
-  Terminus
















Contains Ordnance Survey data ©Crown copyright and database right 2010
©0100022610 Transport for Greater Manchester 2019
Transport for Greater Manchester uses reasonable endeavours to check the accuracy of information published and to publish changes to information in a timely manner. In no event will Transport for Greater Manchester be liable for any loss that may arise from this information being inaccurate.

Leigh — Westleigh — Hindley Green circular

594






Mondays to Saturdays







| |   SD |  |  |  |  |  |  |   SD |   SD |  |
|------------------------------------|--|---|---|---|---|---|---|--|--|---|
| Leigh, Bus Station | | 0959 | 1059 | 1159 | 1259 | 1359 | 1459 | 1529 | 1559 | 1659 |
| Dangerous Corner | 0909 | 1009 | 1109 | 1209 | 1309 | 1409 | 1509 | 1539 | 1609 | 1709 |
| Hindley Green, Swan Ln/Coupland Rd | 0911 | 1011 | 1111 | 1211 | 1311 | 1411 | 1511 | 1541 | 1611 | 1711 |
| Hindley Green, Bethel Church | 0913 | 1013 | 1113 | 1213 | 1313 | 1413 | 1513 | 1543 | 1613 | 1713 |
| Dangerous Corner | 0914 | 1014 | 1114 | 1214 | 1314 | 1414 | 1514 | 1544 | 1614 | 1714 |
| Leigh, Bus Station | 0924 | 1024 | 1124 | 1224 | 1324 | 1424 | 1524 | 1554 | 1624 | 1724 |



Abbey Lane — Leigh

595

Mondays to Saturdays

| |  NS |  NS |  | |  NS |  NS |
|--------------------------|--|--|---|-----------|--|--|
| Abbey Lane, Warlow Drive | 0752 | 0827 | 0857 | and every | 1657 | 1727 |
| Maple Crescent | 0757 | 0832 | 0902 | 30 mins | 1702 | a |
| Leigh, Bus Station | 0806 | 0841 | 0911 | until | 1711 | 1737 |

| |  NS |  NS |  |  | |  NS |  NS |
|--------------------------|--|--|---|---|-----------|--|--|
| Leigh, Bus Station | 0740 | 0818 | 0844 | 0914 | and every | 1644 | 1714 |
| Maple Crescent | a | a | a | 0922 | 30 mins | 1652 | 1722 |
| Abbey Lane, Warlow Drive | 0752 | 0827 | 0857 | 0927 | until | 1657 | 1727 |

Buses 594 and 595 do not run on Sundays or public holidays
 – Journey provided with the financial support of Transport for Greater Manchester
a – Does not serve Maple Crescent, Birch Road or Westbourne Avenue
SD – Schooldays only
NS – Not Saturdays
 – Easy access bus. See inside front cover of this leaflet for details