



From 28 October

B2

New Monday to Saturday daytime route
introduced replacing buses 479 and 487

Bus

B2



Easy access on all buses

Nangreaves
Walmersley
Limefield
Seedfield
Chesham
Bury

From 28 October 2019

For public transport information
phone **0161 244 1000**

7am – 8pm Mon to Fri

8am – 8pm Sat, Sun & public holidays

This timetable is available online at
www.tfgm.com

Operated by
The Burnley Bus Company

Additional information

Alternative format

To ask for leaflets to be sent to you, or to request large print, Braille or recorded information phone 0161 244 1000 or visit www.tfgm.com

Easy access on buses



Journeys run with low floor buses have no steps at the entrance, making getting on and off easier. Where shown, low floor buses have a ramp for access and a dedicated space for wheelchairs and pushchairs inside the bus. The bus operator will always try to provide easy access services where these services are scheduled to run.

Using this timetable

Timetables show the direction of travel, bus numbers and the days of the week. Main stops on the route are listed on the left. Where no time is shown against a particular stop, the bus does not stop there on that journey. Check any letters which are shown in the timetable against the key at the bottom of the page.

Where to find information about service changes

www.tfgm.com

Bus station posters

Leaflets from outlets.

Tickets and information

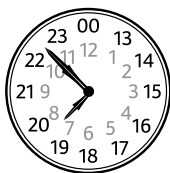
Bus companies offer a range of tickets for use on their own buses. For travel on any service in the County, use System One tickets, including DaySaver. Travelshops provide tickets, information and journey planning advice on buses, trains and trams for work and pleasure.

Using the 24 hour clock

Times are shown in four figures. The first two are the hour and the last two are the minutes.

0753 is 53 minutes past 7am

1953 is 53 minutes past 7pm



Operator details

The Burnley Bus Company

Queensgate Depot

Colne Road

Burnley

BB10 1HH

Telephone 0345 60 40 110

email hello@burnleybus.co.uk

Travelshops

Bury Interchange

Mon to Fri 7am to 5.30pm









Saturday 8am to 5.30pm

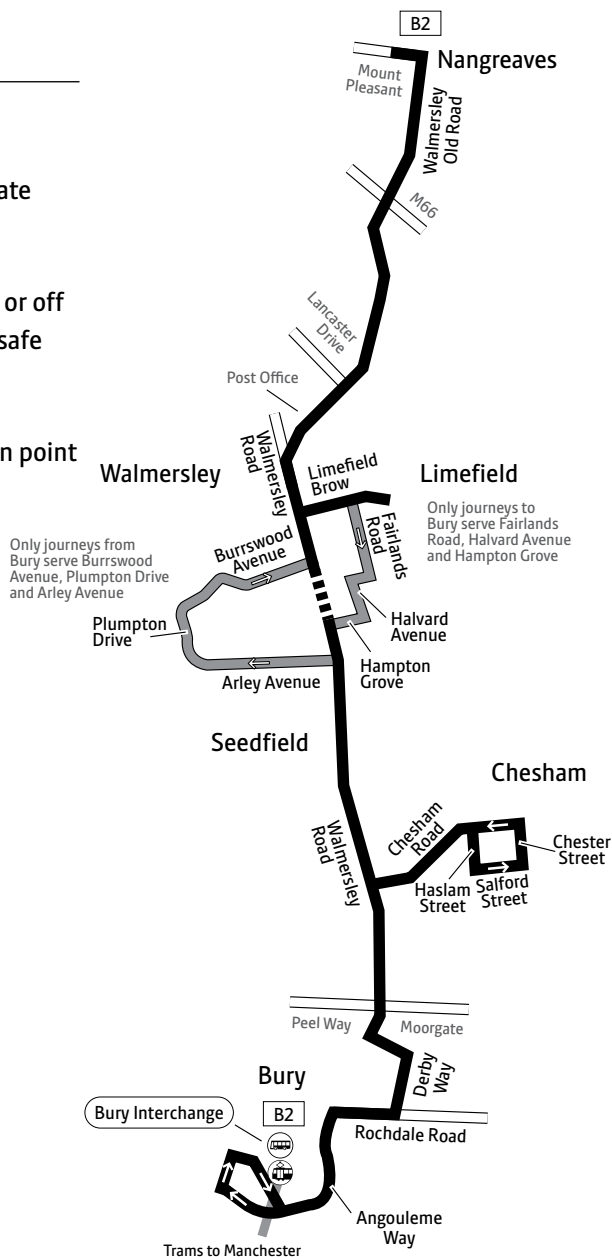
Sunday* Closed

*Including public holidays

B2

Key

-  Bus route
-  Some early morning/late afternoon journeys
-  Hail and ride: passengers can get on or off the bus wherever it is safe
-  Tram line
-  Direction of travel
-  Bus station/connection point
-  Metrolink stop
-  Terminus



Contains Ordnance Survey data ©Crown copyright and database right 2010

©0100022610 Transport for Greater Manchester 2019

Transport for Greater Manchester uses reasonable endeavours to check the accuracy of information published and to publish changes to information in a timely manner. In no event will Transport for Greater Manchester be liable for any loss that may arise from this information being inaccurate.

Nangreaves — Limefield — Chesham — Bury

B2

Mondays to Fridays

Nangreaves	0705	0934	1034	1134	1234	1334	1434	1534	1641	1741	1835
Walmersley, Post Office	0711	0939	1039	1139	1239	1339	1439	1539	1647	1747	1841
Limefield, Turning Circle	a	0942	1042	1142	1242	1342	1442	1542	a	a	a
Chesham, Salford Street	a	0947	1047	1147	1247	1347	1447	1547	a	a	a
Bury, Interchange	0723	1002	1102	1202	1302	1402	1502	1602	1659	1759	1853

Saturdays

0834	and	1534	1641	1741
0839	every	1539	1647	1747
0842	hour	1542	a	a
0847	until	1547	a	a
0902		1602	1659	1759

Bury — Chesham — Limefield — Nangreaves

B2

Mondays to Fridays

Bury, Interchange	0909	1009	1109	1209	1309	1409	1509	1625	1725	1819
Chesham, Salford Street	0916	1016	1116	1216	1316	1416	1516	a	a	a
Limefield, Arley Avenue	0922	1022	1122	1222	1322	1422	1522	a	a	a
Limefield, Turning Circle	0926	1026	1126	1226	1326	1426	1526	a	a	a
Walmersley, Post Office	0928	1028	1128	1228	1328	1428	1528	1632	1732	1826
Nangreaves	0933	1033	1133	1233	1333	1433	1533	1637	1737	1831

Saturdays

0909		1509	1625	1725
0916	and	1516	a	a
0922	every	1522	a	a
0926	hour	1526	a	a
0928	until	1528	1632	1732
0933		1533	1637	1737

Bus B2 does not run on Sundays or public holidays

Bus B2 is provided with the financial support of Transport for Greater Manchester

a – Runs direct via Walmersley Road

♿ – All bus B2 journeys are run using easy access buses. See inside front cover of this leaflet for details