



BEE NETWORK

From 1 September

594

Minor changes to some Monday to Friday early morning and afternoon journeys and evening, Sunday and public holidays times.

Bus



594



Easy access on all buses

Tyldesley

New Hall Farm

Astley

Bedford

Leigh Infirmary

Leigh

From 1 September 2024

For public transport information
visit **beenetwork.com**

or phone **0161 244 1000**

7am – 8pm Mon to Fri

8am – 8pm Sat, Sun & public holidays

PO Box 429, Manchester, M1 3BG
©Transport for Greater Manchester 24-SC-0431-G594-2500-0824



Transport for
Greater Manchester

This timetable is also available at **beenetwork.com**

For information about using public transport phone our friendly team on **0161 244 1000** 7am – 8pm Mon to Fri 8am – 8pm Sat, Sun and public holidays or download the Bee Network app

Other formats

To ask for leaflets to be sent to you, or to request large print, Braille or recorded information phone **0161 244 1000** or visit **beenetwork.com**

Easy access on buses



All buses have no steps at the entrance, making getting on and off easier. Low floor buses have a ramp for access and a dedicated space for wheelchairs and pushchairs inside the bus. Ask the driver for any assistance you require.

Using this timetable

Timetables show the direction of travel, bus numbers and the days of the week. Main stops on the route are listed on the left. Where no time is shown against a particular stop, it means the bus does not stop there on that journey.

Check any letters which are shown in the timetable against the key at the bottom of the page.

Where to find information about service changes

Visit **beenetwork.com** or download the Bee Network app.

Check the service change posters displayed in the bus station or pick up a service change leaflet from your local library, town hall, shops, post office, community centre and lots of other places.

Lost property


For lost property information visit **beenetwork.com/lost-property**

Using the 24 hour clock

Times are shown in four figures. The first two are the hour and the last two are the minutes.

0753 is 53 minutes past 7am morning.

1953 is 53 minutes past 7pm evening.



Information and tickets

There's a range of tickets to use on buses and multi-modal tickets for buses, trams and trains. For more information on which is the best ticket for you, visit **beenetwork.com**, download the Bee Network app or call into one of our information and ticket offices in bus stations where the team will provide you with journey planning advice on buses, trams and trains.

Information and tickets office

Leigh Bus Station

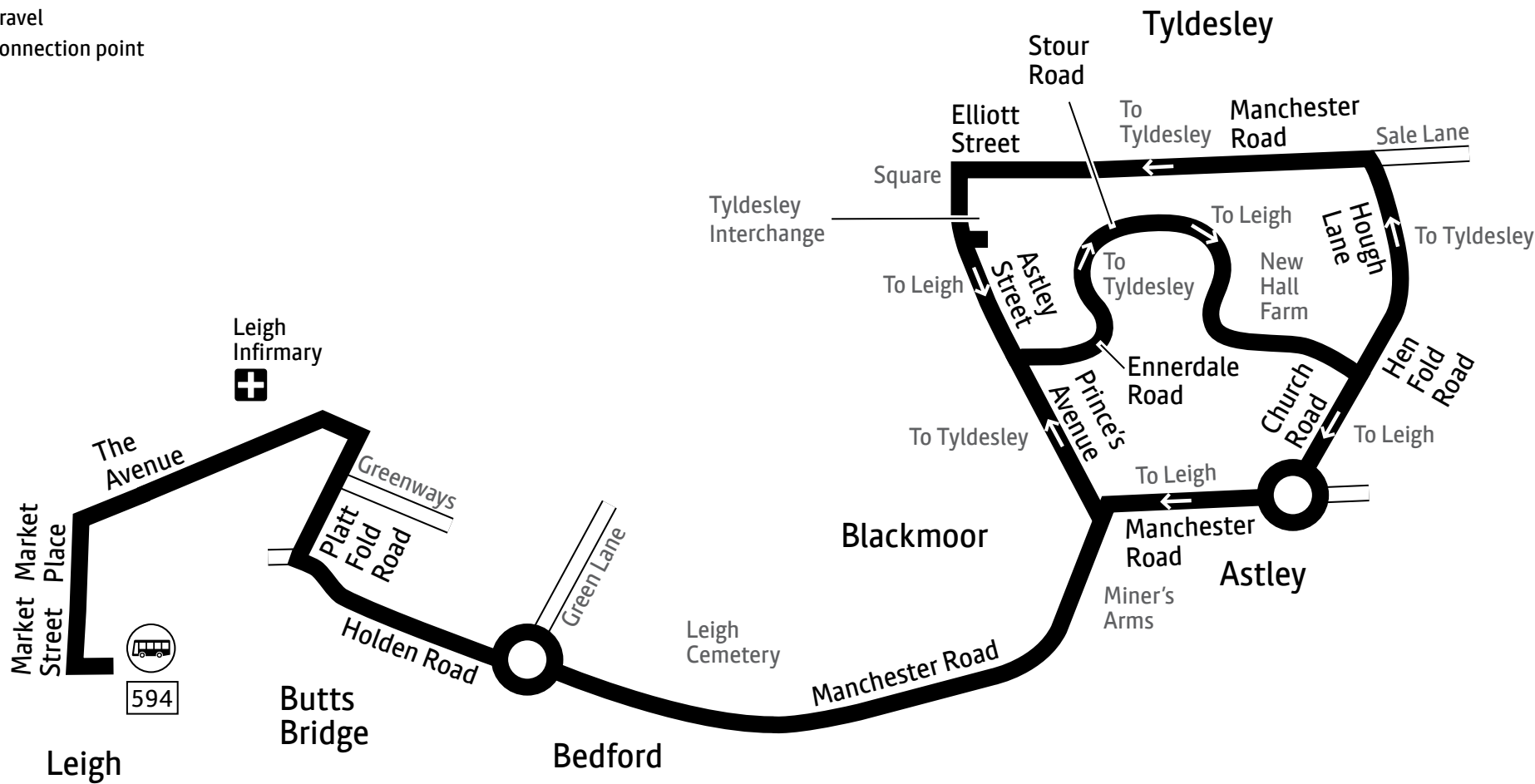
Monday to Saturday: 8.30am – 4pm

Sunday and public holidays: Closed

Printed on paper made from 100% post-consumer waste, using sustainable inks or toners.

594

- Key**
- Bus route
 - Direction of travel
 - Bus station/connection point
 - Hospital
 - 594 Terminus



Contains Ordnance Survey data ©Crown copyright and database right 2010
©0100022610 Transport for Greater Manchester 2024
Transport for Greater Manchester uses reasonable endeavours to check the accuracy of information published and to publish changes to information in a timely manner. In no event will Transport for Greater Manchester be liable for any loss that may arise from this information being inaccurate.

Mondays to Fridays

	SH	SD						SD	SH							
Leigh, Bus Station	0806		0920	1020	1120	1220	1320	1415	1415	1515	1615	1715	1820	2005	2205	
Platt Fold Road/Greenways	0810		0924	1024	1124	1224	1324	1419	1419	1522	1622	1722	1826	2011	2211	
Astley, St Mary's High School	0815	0815	0931	1031	1131	1231	1331	1426	1426	1535	1635	1732	1833	2018	2218	
New Hall Farm, Canal Duke		0821	0821	0937	1037	1137	1237	1337	1432	1432	1541	1641	1738	1838	2023	2223
Tyldesley Interchange	0723	0833	0833	0949	1049	1149	1249	1349	1444	1444	1553	1653	1752	1849	2034	2234
New Hall Farm, Canal Duke	0730	0842	0842	0958	1058	1158	1258	1358	1453	1453	1602	1702	1801	1855	2040	2240
Astley, St Mary's High School	0737	0848	0848	1002	1102	1202	1302	1402	1457	1457	1608	1708	1807	1900	2045	2245
Platt Fold Road/Greenways	0745	0856	0856	1008	1108	1208	1308	1408		1503	1614	1714	1813	1905	2050	2250
Leigh, Bus Station	0752	0905	0905	1015	1115	1215	1315	1415		1510	1621	1721	1820	1912	2057	2257

Saturdays

Leigh, Bus Station	0920		1720	1820	2005	2205
Platt Fold Road/Greenways	0924		1724	1824	2009	2209
Astley, St Mary's High School	0931	and	1731	1831	2016	2216
New Hall Farm, Canal Duke		0937 every	1737	1837	2022	2222
Tyldesley Interchange	0849	0949 hour	1749	1847	2032	2232
New Hall Farm, Canal Duke	0858	0958 until	1758	1856	2041	2241
Astley, St Mary's High School	0902	1002	1802	1900	2045	2245
Platt Fold Road/Greenways	0908	1008	1808	1905	2050	2250
Leigh, Bus Station	0915	1015	1815	1912	2057	2257


Sundays and public holidays (except Christmas and New Year period)

Leigh, Bus Station	1015	1215	1415	1615	1815	2015
Platt Fold Road/Greenways	1021	1221	1421	1621	1821	2021
Astley, St Mary's High School	1028	1228	1428	1628	1828	2028
New Hall Farm, Canal Duke	1033	1233	1433	1633	1833	2033
Tyldesley Interchange	1044	1244	1444	1644	1844	2044
New Hall Farm, Canal Duke	1050	1250	1450	1650	1850	2050
Astley, St Mary's High School	1055	1255	1455	1655	1855	2055
Platt Fold Road/Greenways	1100	1300	1500	1700	1900	2100
Leigh, Bus Station	1107	1307	1507	1707	1907	2107

For details of buses during the Christmas and New Year period, please phone 0161 244 1000

SD – Schooldays only

SH – School holidays only

 – All bus 594 journeys are run using easy access buses. See inside front cover of this leaflet for details